




March Breakfast Menu

BREAKFAST ECE






What do the colors on the menu mean?


GREEN = locally-sourced
 = vegetarian entree

All grains served are whole grain rich
Student's choice of skim or 1% milk provided at every meal.

Menu subject to change based on availability

This institution is an equal opportunity provider

MONDAY	TUESDAY	WEDNESDAY	THURSDAY	FRIDAY
4 <ul style="list-style-type: none"> • nonfat yogurt • applesauce 	5 <ul style="list-style-type: none"> • blueberry chex cereal • chilled pears 	6 <ul style="list-style-type: none"> • pineapple carrot bread • fresh apple slices 	7 <ul style="list-style-type: none"> • whole grain biscuit • turkey sausage patty • veggie breakfast sausage patty  • fresh banana 	8 <ul style="list-style-type: none"> • buttermilk pancakes • all-natural syrup • fresh cantaloupe
national school breakfast week				
11 <ul style="list-style-type: none"> • whole grain bagel • light cream cheese • jelly • applesauce 	12 <ul style="list-style-type: none"> • brown sugar oatmeal • chilled pears 	13 <ul style="list-style-type: none"> • whole grain cheerios • fresh orange wedges 	14 <p style="text-align: center;">no school</p>	15 <p style="text-align: center;">no school</p>
18 <ul style="list-style-type: none"> • nonfat yogurt • applesauce 	19 <ul style="list-style-type: none"> • turkey bacon & egg bake • scrambled eggs  • whole grain toast • chilled pears 	20 <ul style="list-style-type: none"> • blueberry bread • fresh orange wedges 	21 <ul style="list-style-type: none"> • strawberries & cream oatmeal • fresh banana 	22 <ul style="list-style-type: none"> • buttermilk pancakes • all-natural syrup • fresh cantaloupe
25 <ul style="list-style-type: none"> • cinnamon chex cereal • applesauce 	26 <ul style="list-style-type: none"> • cheesy grits • scrambled eggs • chilled pears 	27 <ul style="list-style-type: none"> • whole grain bagel • light cream cheese • jelly • fresh orange wedges 	28 <ul style="list-style-type: none"> • egg & cheese breakfast burrito • fresh banana 	29 <ul style="list-style-type: none"> • emoji waffles • all-natural syrup • butter • fresh cantaloupe
4/1 <ul style="list-style-type: none"> • nonfat yogurt • applesauce 	4/2 <ul style="list-style-type: none"> • blueberry chex cereal • chilled pears 	4/3 <ul style="list-style-type: none"> • pineapple carrot bread • fresh orange wedges 	4/4 <ul style="list-style-type: none"> • whole grain biscuit • turkey sausage patty • veggie breakfast sausage patty  • fresh banana 	4/5 <p style="text-align: center;">no school</p>



Base Menu Spreadsheet

Portion Values

Mar 4, 2024 thru Apr 5, 2024

Menu Name: Private/Charter Breakfast ECE
Site:
Use Alternate Menu Name: No

Include Cost: No
Report Style: Detailed

Monday - 03/04/2024

Reimbursable Meal Total 100

	Portion Size	Reimb Qty	Cals ¹ (kcal)	S-Fat ¹ (g)	Sodm ¹ (mg)	Total Sugars (g)	Added Sugars (g)	T-Fat (g)	Tr-Fat ² (g)	Cholst (mg)	Carb (g)	Fiber (g)	Protn (g)	Vit-A (IU)	Calc ^m (mg)	Vit-C (mg)	Iron (mg)
990703 Nonfat Yogurt	4 oz/1 each	100	90	0.00	53	14	*N/A*	0.00	0.00	0	19.00	0.00	3.00	0	290.0	0.41	0.00
001084 Cinnamon Applesauce Cup	1 each	100	60	0.00	10	12	*N/A*	0.00	0.00	0	15.00	2.00	0.00	0	0.0	60.00	0.00
000231 Skim Milk	8 oz	30	86	0.29	128	12	*N/A*	0.44	*N/A*	5	11.98	0.00	8.40	1131	503.9	2.47	0.10
000230 1% Lowfat Milk	8 oz	69	102	1.54	107	13	*N/A*	2.37	*N/A*	12	12.18	0.00	8.22	115	305.0	0.00	0.07
001160 Fat Free Lactose-Free Milk	8 oz	1	90	0.00	130	12	*N/A*	0.00	0.00	5	13.00	0.00	8.00	500	300.0	0.00	0.00
990383 Vanilla Soy milk	8 oz	0	140	0.50	110	15	*N/A*	4.50	0.00	0	17.00	2.00	8.00	500	300.0	0.00	1.08
Weighted Daily Average			248	1.15	177	38	0	1.77	*0.00	10	46.13	2.00	11.27	424	654.6	61.15	0.08
% of Calories				4.17%		61.3%	0%	6.4%	*0.0%		74.4%		18.2%				
Weekly Nutrient Guideline			350 - 500	<10	540			<=0									

Tuesday - 03/05/2024

Reimbursable Meal Total 100

	Portion Size	Reimb Qty	Cals ¹ (kcal)	S-Fat ¹ (g)	Sodm ¹ (mg)	Total Sugars (g)	Added Sugars (g)	T-Fat (g)	Tr-Fat ² (g)	Cholst (mg)	Carb (g)	Fiber (g)	Protn (g)	Vit-A (IU)	Calc ^m (mg)	Vit-C (mg)	Iron (mg)
990712 Blueberry Chex Cereal	1 cup / 1 each	100	120	0.00	180	6	*N/A*	2.50	0.00	0	23.00	1.00	1.00	300	60.0	3.60	8.10
990261 Chilled Pears	.5 C	100	101	0.00	8	*N/A*	*N/A*	0.20	*N/A*	0	25.89	5.45	0.83	18	20.2	3.23	0.58

Base Menu Spreadsheet

DC Central Kitchen

Portion Values

Mar 4, 2024 thru Apr 5, 2024

	Portion Size	Reimb Qty	Cals ¹ (kcal)	S-Fat ¹ (g)	Sodm ¹ (mg)	Total Sugars (g)	Added Sugars (g)	T-Fat (g)	Tr-Fat ² (g)	Cholst (mg)	Carb (g)	Fiber (g)	Protn (g)	VIt-A (IU)	Calc ^m (mg)	Vit-C (mg)	Iron (mg)
000231 Skim Milk	8 oz	30	86	0.29	128	12	*N/A*	0.44	*N/A*	5	11.98	0.00	8.40	1131	503.9	2.47	0.10
000230 1% Lowfat Milk	8 oz	69	102	1.54	107	13	*N/A*	2.37	*N/A*	12	12.18	0.00	8.22	115	305.0	0.00	0.07
001160 Fat Free Lactose-Free Milk	8 oz	1	90	0.00	130	12	*N/A*	0.00	0.00	5	13.00	0.00	8.00	500	300.0	0.00	0.00
990383 Vanilla Soy milk	8 oz	0	140	0.50	110	15	*N/A*	4.50	0.00	0	17.00	2.00	8.00	500	300.0	0.00	1.08
Weighted Daily Average			318	1.15	302	*18	*0	4.47	*0.00	10	61.02	6.45	10.10	742	444.8	7.57	8.77
% of Calories				3.25%		*22.6%	*0%	12.7%	*0.0%		76.8%		12.7%				
Weekly Nutrient Guideline			350 - 500	<10	540			<=0									

Wednesday - 03/06/2024

Reimbursable Meal Total 100

	Portion Size	Reimb Qty	Cals ¹ (kcal)	S-Fat ¹ (g)	Sodm ¹ (mg)	Total Sugars (g)	Added Sugars (g)	T-Fat (g)	Tr-Fat ² (g)	Cholst (mg)	Carb (g)	Fiber (g)	Protn (g)	VIt-A (IU)	Calc ^m (mg)	Vit-C (mg)	Iron (mg)
990036 Pineapple Carrot Bread	2 oz	100	164	0.68	111	17	*N/A*	4.26	*0.00	14	29.59	1.69	2.60	*499	*33.2	*2.00	*0.95
001201 Fresh Apple Slices	3 each	100	58	0.03	1	12	*N/A*	0.19	0.00	0	15.40	2.68	0.29	60	6.7	5.13	0.13
000231 Skim Milk	8 oz	30	86	0.29	128	12	*N/A*	0.44	*N/A*	5	11.98	0.00	8.40	1131	503.9	2.47	0.10
000230 1% Lowfat Milk	8 oz	69	102	1.54	107	13	*N/A*	2.37	*N/A*	12	12.18	0.00	8.22	115	305.0	0.00	0.07
001160 Fat Free Lactose-Free Milk	8 oz	1	90	0.00	130	12	*N/A*	0.00	0.00	5	13.00	0.00	8.00	500	300.0	0.00	0.00

Base Menu Spreadsheet

Portion Values

Mar 4, 2024 thru Apr 5, 2024

	Portion Size	Reimb Qty	Cals ¹ (kcal)	S-Fat ¹ (g)	Sodm ¹ (mg)	Total Sugars (g)	Added Sugars (g)	T-Fat (g)	Tr-Fat ² (g)	Cholst (mg)	Carb (g)	Fiber (g)	Protn (g)	VIt-A (IU)	CalcM (mg)	Vit-C (mg)	Iron (mg)
990383 Vanilla Soy milk	8 oz	0	140	0.50	110	15	*N/A*	4.50	0.00	0	17.00	2.00	8.00	500	300.0	0.00	1.08
Weighted Daily Average			319	1.86	226	41	0	6.21	*0.00	24	57.12	4.36	11.17	*983	*404.5	*7.87	*1.17
% of Calories				5.25%		51.4%	0%	17.5%	*0.0%		71.6%		14.0%				
Weekly Nutrient Guideline			350 - 500	<10	540			<=0									

Thursday - 03/07/2024

Reimbursable Meal Total 100

	Portion Size	Reimb Qty	Cals ¹ (kcal)	S-Fat ¹ (g)	Sodm ¹ (mg)	Total Sugars (g)	Added Sugars (g)	T-Fat (g)	Tr-Fat ² (g)	Cholst (mg)	Carb (g)	Fiber (g)	Protn (g)	VIt-A (IU)	CalcM (mg)	Vit-C (mg)	Iron (mg)
000455 Whole Grain Biscuit	1 each	100	170	5.00	330	2	*N/A*	8.00	0.00	0	22.00	2.00	4.00	0	140.0	0.00	1.20
001128 Turkey Sausage Patty	1 each	95	60	1.00	90	0	*N/A*	4.00	0.00	30	0.00	0.00	6.00	0	20.0	0.00	0.72
000801 Veggie Breakfast Sausage Patty	1 each	5	70	0.00	250	1	*N/A*	2.50	0.00	0	4.00	1.00	9.00	0	0.0	0.00	1.80
000175 Fresh Banana	1 each	100	105	0.13	1	14	*N/A*	0.39	0.00	0	26.95	3.07	1.29	76	5.9	10.27	0.31
000231 Skim Milk	8 oz	30	86	0.29	128	12	*N/A*	0.44	*N/A*	5	11.98	0.00	8.40	1131	503.9	2.47	0.10
000230 1% Lowfat Milk	8 oz	69	102	1.54	107	13	*N/A*	2.37	*N/A*	12	12.18	0.00	8.22	115	305.0	0.00	0.07
001160 Fat Free Lactose-Free Milk	8 oz	1	90	0.00	130	12	*N/A*	0.00	0.00	5	13.00	0.00	8.00	500	300.0	0.00	0.00
990383 Vanilla Soy milk	8 oz	0	140	0.50	110	15	*N/A*	4.50	0.00	0	17.00	2.00	8.00	500	300.0	0.00	1.08
Weighted Daily Average			433	7.23	543	29	0	14.08	*0.00	38	61.28	5.12	19.71	499	529.5	11.01	2.36
% of Calories				15.03 %		26.8%	0%	29.3%	*0.0%		56.6%		18.2%				
Weekly Nutrient Guideline			350 - 500	<10	540			<=0									

Base Menu Spreadsheet

Portion Values

Mar 4, 2024 thru Apr 5, 2024

Friday - 03/08/2024

Reimbursable Meal Total 100

	Portion Size	Reimb Qty	Cals ¹ (kcal)	S-Fat ¹ (g)	Sodm ¹ (mg)	Total Sugars (g)	Added Sugars (g)	T-Fat (g)	Tr-Fat ² (g)	Cholst (mg)	Carb (g)	Fiber (g)	Protn (g)	Vit-A (IU)	Calc ^m (mg)	Vit-C (mg)	Iron (mg)	
990801	Bakecrafters Buttermilk Pancakes	1 package	100	170	0.50	210	12	*N/A*	3.50	0.00	10	32.00	2.00	4.00	0	50.0	0.00	1.30
000625	All Natural Syrup	1 each	100	35	0.00	5	8	*N/A*	0.00	0.00	0	8.00	0.00	0.00	0	0.0	0.00	0.00
990424	Cantaloupe	.5 C	100	27	0.04	12	6	*N/A*	0.15	0.00	0	6.36	0.70	0.66	2638	7.0	28.63	0.16
000231	Skim Milk	8 oz	30	86	0.29	128	12	*N/A*	0.44	*N/A*	5	11.98	0.00	8.40	1131	503.9	2.47	0.10
000230	1% Lowfat Milk	8 oz	69	102	1.54	107	13	*N/A*	2.37	*N/A*	12	12.18	0.00	8.22	115	305.0	0.00	0.07
001160	Fat Free Lactose-Free Milk	8 oz	1	90	0.00	130	12	*N/A*	0.00	0.00	5	13.00	0.00	8.00	500	300.0	0.00	0.00
990383	Vanilla Soymilk	8 oz	0	140	0.50	110	15	*N/A*	4.50	0.00	0	17.00	2.00	8.00	500	300.0	0.00	1.08
Weighted Daily Average				329	1.69	341	39	0	5.41	*0.00	20	58.49	2.70	12.93	3061	421.6	29.37	1.54
% of Calories					4.62%		47.4%	0%	14.8%			71.1%		15.7%				
Weekly Nutrient Guideline				350 - 500	<10	540			<=0									

Monday - 03/11/2024

Reimbursable Meal Total 100

	Portion Size	Reimb Qty	Cals ¹ (kcal)	S-Fat ¹ (g)	Sodm ¹ (mg)	Total Sugars (g)	Added Sugars (g)	T-Fat (g)	Tr-Fat ² (g)	Cholst (mg)	Carb (g)	Fiber (g)	Protn (g)	Vit-A (IU)	Calc ^m (mg)	Vit-C (mg)	Iron (mg)	
990194	Whole Wheat Bagel	1 half bagel	100	85	0.00	95	2	*N/A*	0.25	0.00	0	18.50	1.50	3.50	0	0.0	0.00	0.00
990427	Light Cream Cheese	1 each	100	59	2.84	90	1	*N/A*	4.73	*N/A*	15	1.91	0.00	2.22	156	42.0	0.00	0.05
000886	Strawberry Jelly	1 each	100	35	0.00	0	8	*N/A*	0.00	0.00	0	9.00	0.00	0.00	0	0.0	0.00	0.00

Base Menu Spreadsheet

Portion Values

Mar 4, 2024 thru Apr 5, 2024

	Portion Size	Reimb Qty	Cals ¹ (kcal)	S-Fat ¹ (g)	Sodm ¹ (mg)	Total Sugars (g)	Added Sugars (g)	T-Fat (g)	Tr-Fat ² (g)	Cholst (mg)	Carb (g)	Fiber (g)	Protn (g)	VIt-A (IU)	Calc ^m (mg)	Vit-C (mg)	Iron (mg)
001084 Cinnamon Applesauce Cup	1 each	100	60	0.00	10	12	*N/A*	0.00	0.00	0	15.00	2.00	0.00	0	0.0	60.00	0.00
000231 Skim Milk	8 oz	30	86	0.29	128	12	*N/A*	0.44	*N/A*	5	11.98	0.00	8.40	1131	503.9	2.47	0.10
000230 1% Lowfat Milk	8 oz	69	102	1.54	107	13	*N/A*	2.37	*N/A*	12	12.18	0.00	8.22	115	305.0	0.00	0.07
001160 Fat Free Lactose-Free Milk	8 oz	1	90	0.00	130	12	*N/A*	0.00	0.00	5	13.00	0.00	8.00	500	300.0	0.00	0.00
990383 Vanilla Soy milk	8 oz	0	140	0.50	110	15	*N/A*	4.50	0.00	0	17.00	2.00	8.00	500	300.0	0.00	1.08
Weighted Daily Average			337	3.99	309	35	0	6.74	*0.00	25	56.53	3.50	14.00	580	406.6	60.74	0.13
% of Calories				10.66 %		41.5%	0%	18.0%	*0.0%		67.1%		16.6%				
Weekly Nutrient Guideline			350 - 500	<10	540			<=0									

Tuesday - 03/12/2024

Reimbursable Meal Total 100

	Portion Size	Reimb Qty	Cals ¹ (kcal)	S-Fat ¹ (g)	Sodm ¹ (mg)	Total Sugars (g)	Added Sugars (g)	T-Fat (g)	Tr-Fat ² (g)	Cholst (mg)	Carb (g)	Fiber (g)	Protn (g)	VIt-A (IU)	Calc ^m (mg)	Vit-C (mg)	Iron (mg)
000464 Brown Sugar Oatmeal	4oz	100	161	0.76	85	*18	*N/A*	2.28	*0.00	4	30.94	1.98	5.24	38	113.1	0.00	1.02
990261 Chilled Pears	.5 C	100	101	0.00	8	*N/A*	*N/A*	0.20	*N/A*	0	25.89	5.45	0.83	18	20.2	3.23	0.58
000231 Skim Milk	8 oz	30	86	0.29	128	12	*N/A*	0.44	*N/A*	5	11.98	0.00	8.40	1131	503.9	2.47	0.10
000230 1% Lowfat Milk	8 oz	69	102	1.54	107	13	*N/A*	2.37	*N/A*	12	12.18	0.00	8.22	115	305.0	0.00	0.07
001160 Fat Free Lactose-Free Milk	8 oz	1	90	0.00	130	12	*N/A*	0.00	0.00	5	13.00	0.00	8.00	500	300.0	0.00	0.00

Base Menu Spreadsheet

Portion Values

Mar 4, 2024 thru Apr 5, 2024

	Portion Size	Reimb Qty	Cals ¹ (kcal)	S-Fat ¹ (g)	Sodm ¹ (mg)	Total Sugars (g)	Added Sugars (g)	T-Fat (g)	Tr-Fat ² (g)	Cholst (mg)	Carb (g)	Fiber (g)	Protn (g)	VIt-A (IU)	Calc ^m (mg)	Vit-C (mg)	Iron (mg)
990383 Vanilla Soy milk	8 oz	0	140	0.50	110	15	*N/A*	4.50	0.00	0	17.00	2.00	8.00	500	300.0	0.00	1.08
Weighted Daily Average			359	1.92	207	*30	*0	4.25	*0.00	14	68.96	7.43	14.34	480	497.9	3.97	1.68
% of Calories				4.81%		*33.4%	*0%	10.7%	*0.0%		76.8%		16.0%				
Weekly Nutrient Guideline			350 - 500	<10	540			<=0									

Wednesday - 03/13/2024

Reimbursable Meal Total 100

	Portion Size	Reimb Qty	Cals ¹ (kcal)	S-Fat ¹ (g)	Sodm ¹ (mg)	Total Sugars (g)	Added Sugars (g)	T-Fat (g)	Tr-Fat ² (g)	Cholst (mg)	Carb (g)	Fiber (g)	Protn (g)	VIt-A (IU)	Calc ^m (mg)	Vit-C (mg)	Iron (mg)
990713 Honey Cheerios	1 each	100	110	0.00	170	6	*N/A*	1.50	0.00	0	22.00	2.00	3.00	300	60.0	*N/A*	2.70
000135 Orange Wedges	.5 C / 3 wedges	100	43	0.01	0	9	*N/A*	0.11	0.00	0	10.81	2.21	0.86	207	36.8	48.94	0.09
000231 Skim Milk	8 oz	30	86	0.29	128	12	*N/A*	0.44	*N/A*	5	11.98	0.00	8.40	1131	503.9	2.47	0.10
000230 1% Lowfat Milk	8 oz	69	102	1.54	107	13	*N/A*	2.37	*N/A*	12	12.18	0.00	8.22	115	305.0	0.00	0.07
001160 Fat Free Lactose-Free Milk	8 oz	1	90	0.00	130	12	*N/A*	0.00	0.00	5	13.00	0.00	8.00	500	300.0	0.00	0.00
990383 Vanilla Soy milk	8 oz	0	140	0.50	110	15	*N/A*	4.50	0.00	0	17.00	2.00	8.00	500	300.0	0.00	1.08
Weighted Daily Average			251	1.17	284	27	0	3.38	*0.00	10	44.94	4.21	12.14	931	461.4	*49.68	2.87
% of Calories				4.20%		43.0%	0%	12.1%	*0.0%		71.6%		19.3%				
Weekly Nutrient Guideline			350 - 500	<10	540			<=0									

Thursday - 03/14/2024

Reimbursable Meal Total 100

Base Menu Spreadsheet

Portion Values

Mar 4, 2024 thru Apr 5, 2024

	Portion Size	Reimb Qty	Cals ¹ (kcal)	S-Fat ¹ (g)	Sodm ¹ (mg)	Total Sugars (g)	Added Sugars (g)	T-Fat (g)	Tr-Fat ² (g)	Cholst (mg)	Carb (g)	Fiber (g)	Protn (g)	VIt-A (IU)	Calc ^m (mg)	Vit-C (mg)	Iron (mg)
990695 Strawberry Parfait	1 each	100	291	0.34	71	30	11	6.10	0.00	3	56.59	3.84	6.85	163	152.9	45.53	1.89
000231 Skim Milk	8 oz	30	86	0.29	128	12	*N/A*	0.44	*N/A*	5	11.98	0.00	8.40	1131	503.9	2.47	0.10
000230 1% Lowfat Milk	8 oz	69	102	1.54	107	13	*N/A*	2.37	*N/A*	12	12.18	0.00	8.22	115	305.0	0.00	0.07
001160 Fat Free Lactose-Free Milk	8 oz	1	90	0.00	130	12	*N/A*	0.00	0.00	5	13.00	0.00	8.00	500	300.0	0.00	0.00
990383 Vanilla Soy milk	8 oz	0	140	0.50	110	15	*N/A*	4.50	0.00	0	17.00	2.00	8.00	500	300.0	0.00	1.08
Weighted Daily Average			388	1.49	185	43	11	7.87	*0.00	13	68.71	3.84	15.12	587	517.6	46.27	1.97
% of Calories				3.46%		44.3%	11.3%	18.3%	*0.0%		70.8%		15.6%				
Weekly Nutrient Guideline			350 - 500	<10	540			<=0									

Friday - 03/15/2024

Reimbursable Meal Total 100

	Portion Size	Reimb Qty	Cals ¹ (kcal)	S-Fat ¹ (g)	Sodm ¹ (mg)	Total Sugars (g)	Added Sugars (g)	T-Fat (g)	Tr-Fat ² (g)	Cholst (mg)	Carb (g)	Fiber (g)	Protn (g)	VIt-A (IU)	Calc ^m (mg)	Vit-C (mg)	Iron (mg)
990639 WG French Toast Sticks (ECE)	2 sticks	100	171	0.66	191	9	*N/A*	5.28	0.00	7	27.70	1.32	3.96	*N/A*	*N/A*	*N/A*	*N/A*
000625 All Natural Syrup	1 each	100	35	0.00	5	8	*N/A*	0.00	0.00	0	8.00	0.00	0.00	0	0.0	0.00	0.00
990424 Cantaloupe	.5 C	100	27	0.04	12	6	*N/A*	0.15	0.00	0	6.36	0.70	0.66	2638	7.0	28.63	0.16
000231 Skim Milk	8 oz	30	86	0.29	128	12	*N/A*	0.44	*N/A*	5	11.98	0.00	8.40	1131	503.9	2.47	0.10
000230 1% Lowfat Milk	8 oz	69	102	1.54	107	13	*N/A*	2.37	*N/A*	12	12.18	0.00	8.22	115	305.0	0.00	0.07
001160 Fat Free Lactose-Free Milk	8 oz	1	90	0.00	130	12	*N/A*	0.00	0.00	5	13.00	0.00	8.00	500	300.0	0.00	0.00

Base Menu Spreadsheet

Portion Values

Mar 4, 2024 thru Apr 5, 2024

	Portion Size	Reimb Qty	Cals ¹ (kcal)	S-Fat ¹ (g)	Sodm ¹ (mg)	Total Sugars (g)	Added Sugars (g)	T-Fat (g)	Tr-Fat ² (g)	Cholst (mg)	Carb (g)	Fiber (g)	Protn (g)	VIt-A (IU)	Calc ^m (mg)	Vit-C (mg)	Iron (mg)
990383 Vanilla Soy milk	8 oz	0	140	0.50	110	15	*N/A*	4.50	0.00	0	17.00	2.00	8.00	500	300.0	0.00	1.08
Weighted Daily Average			331	1.85	323	36	0	7.19	*0.00	17	54.19	2.02	12.89	*3061	*371.6	*29.37	*0.24
% of Calories				5.03%		43.5%	0%	19.5%	*0.0%		65.5%		15.6%				
Weekly Nutrient Guideline			350 - 500	<10	540			<=0									

Monday - 03/18/2024

Reimbursable Meal Total 100

	Portion Size	Reimb Qty	Cals ¹ (kcal)	S-Fat ¹ (g)	Sodm ¹ (mg)	Total Sugars (g)	Added Sugars (g)	T-Fat (g)	Tr-Fat ² (g)	Cholst (mg)	Carb (g)	Fiber (g)	Protn (g)	VIt-A (IU)	Calc ^m (mg)	Vit-C (mg)	Iron (mg)
990703 Nonfat Yogurt	4 oz/1 each	100	90	0.00	53	14	*N/A*	0.00	0.00	0	19.00	0.00	3.00	0	290.0	0.41	0.00
001084 Cinnamon Applesauce Cup	1 each	100	60	0.00	10	12	*N/A*	0.00	0.00	0	15.00	2.00	0.00	0	0.0	60.00	0.00
000231 Skim Milk	8 oz	30	86	0.29	128	12	*N/A*	0.44	*N/A*	5	11.98	0.00	8.40	1131	503.9	2.47	0.10
000230 1% Lowfat Milk	8 oz	69	102	1.54	107	13	*N/A*	2.37	*N/A*	12	12.18	0.00	8.22	115	305.0	0.00	0.07
001160 Fat Free Lactose-Free Milk	8 oz	1	90	0.00	130	12	*N/A*	0.00	0.00	5	13.00	0.00	8.00	500	300.0	0.00	0.00
990383 Vanilla Soy milk	8 oz	0	140	0.50	110	15	*N/A*	4.50	0.00	0	17.00	2.00	8.00	500	300.0	0.00	1.08
Weighted Daily Average			248	1.15	177	38	0	1.77	*0.00	10	46.13	2.00	11.27	424	654.6	61.15	0.08
% of Calories				4.17%		61.3%	0%	6.4%	*0.0%		74.4%		18.2%				
Weekly Nutrient Guideline			350 - 500	<10	540			<=0									

Tuesday - 03/19/2024

Reimbursable Meal Total 100

Base Menu Spreadsheet

Portion Values

Mar 4, 2024 thru Apr 5, 2024

	Portion Size	Reimb Qty	Cals ¹ (kcal)	S-Fat ¹ (g)	Sodm ¹ (mg)	Total Sugars (g)	Added Sugars (g)	T-Fat (g)	Tr-Fat ² (g)	Cholst (mg)	Carb (g)	Fiber (g)	Protn (g)	VIt-A (IU)	Calc ^m (mg)	Vit-C (mg)	Iron (mg)
000076 Whole Wheat Toast	1 each	100	80	0.00	140	*N/A*	*N/A*	1.00	0.00	0	16.00	2.00	3.00	0	60.0	0.00	0.72
000603 Grape Jelly	1 each	100	35	0.00	0	8	*N/A*	0.00	0.00	0	9.00	0.00	0.00	0	0.0	0.00	0.00
000488 Butter PC	1 each	100	36	2.57	32	0	*N/A*	4.06	0.16	11	0.00	0.00	0.04	125	1.2	0.00	0.00
000894 Turkey Bacon & Egg Bake	1 square	95	101	1.78	209	0	*N/A*	6.67	*0.00	206	0.02	0.01	8.89	*0	30.9	*0.00	1.19
000733 Scrambled Eggs	3 oz scoop	5	100	2.13	139	0	*N/A*	6.40	*0.00	242	0.03	0.01	8.54	*0	37.2	*0.00	1.43
990261 Chilled Pears	.5 C	100	101	0.00	8	*N/A*	*N/A*	0.20	*N/A*	0	25.89	5.45	0.83	18	20.2	3.23	0.58
000231 Skim Milk	8 oz	30	86	0.29	128	12	*N/A*	0.44	*N/A*	5	11.98	0.00	8.40	1131	503.9	2.47	0.10
000230 1% Lowfat Milk	8 oz	69	102	1.54	107	13	*N/A*	2.37	*N/A*	12	12.18	0.00	8.22	115	305.0	0.00	0.07
001160 Fat Free Lactose-Free Milk	8 oz	1	90	0.00	130	12	*N/A*	0.00	0.00	5	13.00	0.00	8.00	500	300.0	0.00	0.00
990383 Vanilla Soy milk	8 oz	0	140	0.50	110	15	*N/A*	4.50	0.00	0	17.00	2.00	8.00	500	300.0	0.00	1.08
Weighted Daily Average			450	5.51	499	*20	*0	13.68	*0.16	228	63.04	7.46	21.01	*567	477.2	*3.97	2.58
% of Calories				11.02 %		*17.8%	*0%	27.4%	*0.3%		56.0%		18.7%				
Weekly Nutrient Guideline			350 - 500	<10	540			<=0									

Wednesday - 03/20/2024

Reimbursable Meal Total 100

	Portion Size	Reimb Qty	Cals ¹ (kcal)	S-Fat ¹ (g)	Sodm ¹ (mg)	Total Sugars (g)	Added Sugars (g)	T-Fat (g)	Tr-Fat ² (g)	Cholst (mg)	Carb (g)	Fiber (g)	Protn (g)	VIt-A (IU)	Calc ^m (mg)	Vit-C (mg)	Iron (mg)
990854 Blueberry Bread	2 oz	100	152	0.69	98	*12	*N/A*	4.32	*0.00	14	26.36	1.69	2.55	*8	*27.5	*0.53	*0.90
000135 Orange Wedges	.5 C / 3 wedges	100	43	0.01	0	9	*N/A*	0.11	0.00	0	10.81	2.21	0.86	207	36.8	48.94	0.09

Base Menu Spreadsheet

Portion Values

Mar 4, 2024 thru Apr 5, 2024

	Portion Size	Reimb Qty	Cals ¹ (kcal)	S-Fat ¹ (g)	Sodm ¹ (mg)	Total Sugars (g)	Added Sugars (g)	T-Fat (g)	Tr-Fat ² (g)	Cholst (mg)	Carb (g)	Fiber (g)	Protn (g)	VIt-A (IU)	Calc ^m (mg)	Vit-C (mg)	Iron (mg)
000231 Skim Milk	8 oz	30	86	0.29	128	12	*N/A*	0.44	*N/A*	5	11.98	0.00	8.40	1131	503.9	2.47	0.10
000230 1% Lowfat Milk	8 oz	69	102	1.54	107	13	*N/A*	2.37	*N/A*	12	12.18	0.00	8.22	115	305.0	0.00	0.07
001160 Fat Free Lactose-Free Milk	8 oz	1	90	0.00	130	12	*N/A*	0.00	0.00	5	13.00	0.00	8.00	500	300.0	0.00	0.00
990383 Vanilla Soy milk	8 oz	0	140	0.50	110	15	*N/A*	4.50	0.00	0	17.00	2.00	8.00	500	300.0	0.00	1.08
Weighted Daily Average			293	1.85	212	*33	*0	6.20	*0.00	24	49.29	3.90	11.69	*639	*428.9	*50.22	*1.07
% of Calories				5.68%		*45.1%	*0%	19.0%	*0.0%		67.3%		16.0%				
Weekly Nutrient Guideline			350 - 500	<10	540			<=0									

Thursday - 03/21/2024

Reimbursable Meal Total 100

	Portion Size	Reimb Qty	Cals ¹ (kcal)	S-Fat ¹ (g)	Sodm ¹ (mg)	Total Sugars (g)	Added Sugars (g)	T-Fat (g)	Tr-Fat ² (g)	Cholst (mg)	Carb (g)	Fiber (g)	Protn (g)	VIt-A (IU)	Calc ^m (mg)	Vit-C (mg)	Iron (mg)
990804 Strawberries & Cream Oatmeal	0.5 C/4oz scoop	100	132	0.25	58	*13	*N/A*	1.54	*0.00	0	28.25	2.91	2.68	20	18.6	18.21	1.30
000175 Fresh Banana	1 each	100	105	0.13	1	14	*N/A*	0.39	0.00	0	26.95	3.07	1.29	76	5.9	10.27	0.31
000231 Skim Milk	8 oz	30	86	0.29	128	12	*N/A*	0.44	*N/A*	5	11.98	0.00	8.40	1131	503.9	2.47	0.10
000230 1% Lowfat Milk	8 oz	69	102	1.54	107	13	*N/A*	2.37	*N/A*	12	12.18	0.00	8.22	115	305.0	0.00	0.07
001160 Fat Free Lactose-Free Milk	8 oz	1	90	0.00	130	12	*N/A*	0.00	0.00	5	13.00	0.00	8.00	500	300.0	0.00	0.00

Base Menu Spreadsheet

Portion Values

Mar 4, 2024 thru Apr 5, 2024

	Portion Size	Reimb Qty	Cals ¹ (kcal)	S-Fat ¹ (g)	Sodm ¹ (mg)	Total Sugars (g)	Added Sugars (g)	T-Fat (g)	Tr-Fat ² (g)	Cholst (mg)	Carb (g)	Fiber (g)	Protn (g)	VIt-A (IU)	Calc ^m (mg)	Vit-C (mg)	Iron (mg)
990383 Vanilla Soy milk	8 oz	0	140	0.50	110	15	*N/A*	4.50	0.00	0	17.00	2.00	8.00	500	300.0	0.00	1.08
Weighted Daily Average			335	1.54	173	*40	*0	3.69	*0.00	10	67.32	5.98	12.24	519	389.1	29.22	1.69
% of Calories				4.14%		*47.8%	*0%	9.9%	*0.0%		80.4%		14.6%				
Weekly Nutrient Guideline			350 - 500	<10	540			<=0									

Friday - 03/22/2024

Reimbursable Meal Total 100

	Portion Size	Reimb Qty	Cals ¹ (kcal)	S-Fat ¹ (g)	Sodm ¹ (mg)	Total Sugars (g)	Added Sugars (g)	T-Fat (g)	Tr-Fat ² (g)	Cholst (mg)	Carb (g)	Fiber (g)	Protn (g)	VIt-A (IU)	Calc ^m (mg)	Vit-C (mg)	Iron (mg)
990801 Bakecrafters Buttermilk Pancakes	1 package	100	170	0.50	210	12	*N/A*	3.50	0.00	10	32.00	2.00	4.00	0	50.0	0.00	1.30
000625 All Natural Syrup	1 each	100	35	0.00	5	8	*N/A*	0.00	0.00	0	8.00	0.00	0.00	0	0.0	0.00	0.00
990424 Cantaloupe	.5 C	100	27	0.04	12	6	*N/A*	0.15	0.00	0	6.36	0.70	0.66	2638	7.0	28.63	0.16
000231 Skim Milk	8 oz	30	86	0.29	128	12	*N/A*	0.44	*N/A*	5	11.98	0.00	8.40	1131	503.9	2.47	0.10
000230 1% Lowfat Milk	8 oz	69	102	1.54	107	13	*N/A*	2.37	*N/A*	12	12.18	0.00	8.22	115	305.0	0.00	0.07
001160 Fat Free Lactose-Free Milk	8 oz	1	90	0.00	130	12	*N/A*	0.00	0.00	5	13.00	0.00	8.00	500	300.0	0.00	0.00
990383 Vanilla Soy milk	8 oz	0	140	0.50	110	15	*N/A*	4.50	0.00	0	17.00	2.00	8.00	500	300.0	0.00	1.08
Weighted Daily Average			329	1.69	341	39	0	5.41	*0.00	20	58.49	2.70	12.93	3061	421.6	29.37	1.54
% of Calories				4.62%		47.4%	0%	14.8%	*0.0%		71.1%		15.7%				
Weekly Nutrient Guideline			350 - 500	<10	540			<=0									

Monday - 03/25/2024

Reimbursable Meal Total 100

Base Menu Spreadsheet

Portion Values

Mar 4, 2024 thru Apr 5, 2024

	Portion Size	Reimb Qty	Cals ¹ (kcal)	S-Fat ¹ (g)	Sodm ¹ (mg)	Total Sugars (g)	Added Sugars (g)	T-Fat (g)	Tr-Fat ² (g)	Cholst (mg)	Carb (g)	Fiber (g)	Protn (g)	VIt-A (IU)	Calc ^m (mg)	Vit-C (mg)	Iron (mg)
000920 Cinnamon Rice Chex Cereal	1 each	100	120	0.00	170	6	*N/A*	2.50	0.00	0	22.00	1.00	1.00	400	80.0	4.80	7.20
001084 Cinnamon Applesauce Cup	1 each	100	60	0.00	10	12	*N/A*	0.00	0.00	0	15.00	2.00	0.00	0	0.0	60.00	0.00
000231 Skim Milk	8 oz	30	86	0.29	128	12	*N/A*	0.44	*N/A*	5	11.98	0.00	8.40	1131	503.9	2.47	0.10
000230 1% Lowfat Milk	8 oz	69	102	1.54	107	13	*N/A*	2.37	*N/A*	12	12.18	0.00	8.22	115	305.0	0.00	0.07
001160 Fat Free Lactose-Free Milk	8 oz	1	90	0.00	130	12	*N/A*	0.00	0.00	5	13.00	0.00	8.00	500	300.0	0.00	0.00
990383 Vanilla Soy milk	8 oz	0	140	0.50	110	15	*N/A*	4.50	0.00	0	17.00	2.00	8.00	500	300.0	0.00	1.08
Weighted Daily Average			278	1.15	294	30	0	4.27	*0.00	10	49.13	3.00	9.27	824	444.6	65.54	7.28
% of Calories				3.72%		43.2%	0%	13.8%	*0.0%		70.7%		13.3%				
Weekly Nutrient Guideline			350 - 500	<10	540			<=0									

Tuesday - 03/26/2024

Reimbursable Meal Total 100

	Portion Size	Reimb Qty	Cals ¹ (kcal)	S-Fat ¹ (g)	Sodm ¹ (mg)	Total Sugars (g)	Added Sugars (g)	T-Fat (g)	Tr-Fat ² (g)	Cholst (mg)	Carb (g)	Fiber (g)	Protn (g)	VIt-A (IU)	Calc ^m (mg)	Vit-C (mg)	Iron (mg)
000104 Cheesy Grits - 1 oz	.5 C	100	146	3.90	106	1	*N/A*	6.30	*0.00	18	17.99	0.35	4.30	241	80.7	0.00	0.22
000733 Scrambled Eggs	3 oz scoop	100	100	2.13	139	0	*N/A*	6.40	*0.00	242	0.03	0.01	8.54	*0	37.2	*0.00	1.43
990261 Chilled Pears	.5 C	100	101	0.00	8	*N/A*	*N/A*	0.20	*N/A*	0	25.89	5.45	0.83	18	20.2	3.23	0.58
000231 Skim Milk	8 oz	30	86	0.29	128	12	*N/A*	0.44	*N/A*	5	11.98	0.00	8.40	1131	503.9	2.47	0.10
000230 1% Lowfat Milk	8 oz	69	102	1.54	107	13	*N/A*	2.37	*N/A*	12	12.18	0.00	8.22	115	305.0	0.00	0.07

Base Menu Spreadsheet

Portion Values

Mar 4, 2024 thru Apr 5, 2024

	Portion Size	Reimb Qty	Cals ¹ (kcal)	S-Fat ¹ (g)	Sodm ¹ (mg)	Total Sugars (g)	Added Sugars (g)	T-Fat (g)	Tr-Fat ² (g)	Cholst (mg)	Carb (g)	Fiber (g)	Protn (g)	VIt-A (IU)	Calc ^m (mg)	Vit-C (mg)	Iron (mg)
001160 Fat Free Lactose-Free Milk	8 oz	1	90	0.00	130	12	*N/A*	0.00	0.00	5	13.00	0.00	8.00	500	300.0	0.00	0.00
990383 Vanilla Soy milk	8 oz	0	140	0.50	110	15	*N/A*	4.50	0.00	0	17.00	2.00	8.00	500	300.0	0.00	1.08
Weighted Daily Average			444	7.19	367	*14	*0	14.67	*0.00	270	56.03	5.81	21.94	*683	502.6	*3.97	2.31
% of Calories				14.57 %		*12.6%	*0%	29.7%	*0.0%		50.5%		19.8%				
Weekly Nutrient Guideline			350 - 500	<10	540			<=0									

Wednesday - 03/27/2024

Reimbursable Meal Total 100

	Portion Size	Reimb Qty	Cals ¹ (kcal)	S-Fat ¹ (g)	Sodm ¹ (mg)	Total Sugars (g)	Added Sugars (g)	T-Fat (g)	Tr-Fat ² (g)	Cholst (mg)	Carb (g)	Fiber (g)	Protn (g)	VIt-A (IU)	Calc ^m (mg)	Vit-C (mg)	Iron (mg)
990194 Whole Wheat Bagel	1 half bagel	100	85	0.00	95	2	*N/A*	0.25	0.00	0	18.50	1.50	3.50	0	0.0	0.00	0.00
990427 Light Cream Cheese	1 each	100	59	2.84	90	1	*N/A*	4.73	*N/A*	15	1.91	0.00	2.22	156	42.0	0.00	0.05
000603 Grape Jelly	1 each	100	35	0.00	0	8	*N/A*	0.00	0.00	0	9.00	0.00	0.00	0	0.0	0.00	0.00
000135 Orange Wedges	.5 C / 3 wedges	100	43	0.01	0	9	*N/A*	0.11	0.00	0	10.81	2.21	0.86	207	36.8	48.94	0.09
000231 Skim Milk	8 oz	30	86	0.29	128	12	*N/A*	0.44	*N/A*	5	11.98	0.00	8.40	1131	503.9	2.47	0.10
000230 1% Lowfat Milk	8 oz	69	102	1.54	107	13	*N/A*	2.37	*N/A*	12	12.18	0.00	8.22	115	305.0	0.00	0.07
001160 Fat Free Lactose-Free Milk	8 oz	1	90	0.00	130	12	*N/A*	0.00	0.00	5	13.00	0.00	8.00	500	300.0	0.00	0.00

Base Menu Spreadsheet

Portion Values

Mar 4, 2024 thru Apr 5, 2024

	Portion Size	Reimb Qty	Cals ¹ (kcal)	S-Fat ¹ (g)	Sodm ¹ (mg)	Total Sugars (g)	Added Sugars (g)	T-Fat (g)	Tr-Fat ² (g)	Cholst (mg)	Carb (g)	Fiber (g)	Protn (g)	VIt-A (IU)	Calc ^m (mg)	Vit-C (mg)	Iron (mg)
990383 Vanilla Soy milk	8 oz	0	140	0.50	110	15	*N/A*	4.50	0.00	0	17.00	2.00	8.00	500	300.0	0.00	1.08
Weighted Daily Average			320	4.00	299	32	0	6.85	*0.00	25	52.34	3.71	14.86	787	443.4	49.68	0.22
% of Calories				11.25 %		40.0%	0%	19.3%	*0.0%		65.4%		18.6%				
Weekly Nutrient Guideline			350 - 500	<10	540			<=0									

Thursday - 03/28/2024

Reimbursable Meal Total 100

	Portion Size	Reimb Qty	Cals ¹ (kcal)	S-Fat ¹ (g)	Sodm ¹ (mg)	Total Sugars (g)	Added Sugars (g)	T-Fat (g)	Tr-Fat ² (g)	Cholst (mg)	Carb (g)	Fiber (g)	Protn (g)	VIt-A (IU)	Calc ^m (mg)	Vit-C (mg)	Iron (mg)
990668 Egg & Cheese Breakfast Burrito	1 burrito	100	292	7.01	430	2	*N/A*	14.72	*0.00	256	22.51	2.01	14.90	*144	188.2	*0.00	2.43
000175 Fresh Banana	1 each	100	105	0.13	1	14	*N/A*	0.39	0.00	0	26.95	3.07	1.29	76	5.9	10.27	0.31
000231 Skim Milk	8 oz	30	86	0.29	128	12	*N/A*	0.44	*N/A*	5	11.98	0.00	8.40	1131	503.9	2.47	0.10
000230 1% Lowfat Milk	8 oz	69	102	1.54	107	13	*N/A*	2.37	*N/A*	12	12.18	0.00	8.22	115	305.0	0.00	0.07
001160 Fat Free Lactose-Free Milk	8 oz	1	90	0.00	130	12	*N/A*	0.00	0.00	5	13.00	0.00	8.00	500	300.0	0.00	0.00
990383 Vanilla Soy milk	8 oz	0	140	0.50	110	15	*N/A*	4.50	0.00	0	17.00	2.00	8.00	500	300.0	0.00	1.08
Weighted Daily Average			495	8.30	546	29	0	16.88	*0.00	266	61.58	5.08	24.46	*643	558.7	*11.01	2.81
% of Calories				15.09 %		23.4%	0%	30.7%	*0.0%		49.8%		19.8%				
Weekly Nutrient Guideline			350 - 500	<10	540			<=0									

Friday - 03/29/2024

Reimbursable Meal Total 100

Base Menu Spreadsheet

Portion Values

Mar 4, 2024 thru Apr 5, 2024

	Portion Size	Reimb Qty	Cals ¹ (kcal)	S-Fat ¹ (g)	Sodm ¹ (mg)	Total Sugars (g)	Added Sugars (g)	T-Fat (g)	Tr-Fat ² (g)	Cholst (mg)	Carb (g)	Fiber (g)	Protn (g)	VIt-A (IU)	Calc ^m (mg)	Vit-C (mg)	Iron (mg)	
990813	Emoji Waffles	2 each	100	180	1.50	300	5	*N/A*	6.00	0.00	5	29.00	2.00	4.00	1000	260.0	0.00	3.60
000625	All Natural Syrup	1 each	100	35	0.00	5	8	*N/A*	0.00	0.00	0	8.00	0.00	0.00	0	0.0	0.00	0.00
990424	Cantaloupe	.5 C	100	27	0.04	12	6	*N/A*	0.15	0.00	0	6.36	0.70	0.66	2638	7.0	28.63	0.16
000231	Skim Milk	8 oz	30	86	0.29	128	12	*N/A*	0.44	*N/A*	5	11.98	0.00	8.40	1131	503.9	2.47	0.10
000230	1% Lowfat Milk	8 oz	69	102	1.54	107	13	*N/A*	2.37	*N/A*	12	12.18	0.00	8.22	115	305.0	0.00	0.07
001160	Fat Free Lactose-Free Milk	8 oz	1	90	0.00	130	12	*N/A*	0.00	0.00	5	13.00	0.00	8.00	500	300.0	0.00	0.00
990383	Vanilla Soy milk	8 oz	0	140	0.50	110	15	*N/A*	4.50	0.00	0	17.00	2.00	8.00	500	300.0	0.00	1.08
Weighted Daily Average				339	2.69	431	32	0	7.91	*0.00	15	55.49	2.70	12.93	4061	631.6	29.37	3.84
% of Calories					7.14%		37.8%	0%	21.0%	*0.0%		65.5%		15.3%				
Weekly Nutrient Guideline				350 - 500	<10	540			<=0									

Monday - 04/01/2024

Reimbursable Meal Total 100

	Portion Size	Reimb Qty	Cals ¹ (kcal)	S-Fat ¹ (g)	Sodm ¹ (mg)	Total Sugars (g)	Added Sugars (g)	T-Fat (g)	Tr-Fat ² (g)	Cholst (mg)	Carb (g)	Fiber (g)	Protn (g)	VIt-A (IU)	Calc ^m (mg)	Vit-C (mg)	Iron (mg)	
990703	Nonfat Yogurt	4 oz/1 each	100	90	0.00	53	14	*N/A*	0.00	0.00	0	19.00	0.00	3.00	0	290.0	0.41	0.00
001084	Cinnamon Applesauce Cup	1 each	100	60	0.00	10	12	*N/A*	0.00	0.00	0	15.00	2.00	0.00	0	0.0	60.00	0.00
000231	Skim Milk	8 oz	30	86	0.29	128	12	*N/A*	0.44	*N/A*	5	11.98	0.00	8.40	1131	503.9	2.47	0.10
000230	1% Lowfat Milk	8 oz	69	102	1.54	107	13	*N/A*	2.37	*N/A*	12	12.18	0.00	8.22	115	305.0	0.00	0.07
001160	Fat Free Lactose-Free Milk	8 oz	1	90	0.00	130	12	*N/A*	0.00	0.00	5	13.00	0.00	8.00	500	300.0	0.00	0.00

Base Menu Spreadsheet

Portion Values

Mar 4, 2024 thru Apr 5, 2024

	Portion Size	Reimb Qty	Cals ¹ (kcal)	S-Fat ¹ (g)	Sodm ¹ (mg)	Total Sugars (g)	Added Sugars (g)	T-Fat (g)	Tr-Fat ² (g)	Cholst (mg)	Carb (g)	Fiber (g)	Protn (g)	VIt-A (IU)	Calc ^m (mg)	Vit-C (mg)	Iron (mg)
990383 Vanilla Soy milk	8 oz	0	140	0.50	110	15	*N/A*	4.50	0.00	0	17.00	2.00	8.00	500	300.0	0.00	1.08
Weighted Daily Average			248	1.15	177	38	0	1.77	*0.00	10	46.13	2.00	11.27	424	654.6	61.15	0.08
% of Calories				4.17%		61.3%	0%	6.4%	*0.0%		74.4%		18.2%				
Weekly Nutrient Guideline			350 - 500	<10	540			<=0									

Tuesday - 04/02/2024

Reimbursable Meal Total 100

	Portion Size	Reimb Qty	Cals ¹ (kcal)	S-Fat ¹ (g)	Sodm ¹ (mg)	Total Sugars (g)	Added Sugars (g)	T-Fat (g)	Tr-Fat ² (g)	Cholst (mg)	Carb (g)	Fiber (g)	Protn (g)	VIt-A (IU)	Calc ^m (mg)	Vit-C (mg)	Iron (mg)
990712 Blueberry Chex Cereal	1 cup / 1 each	100	120	0.00	180	6	*N/A*	2.50	0.00	0	23.00	1.00	1.00	300	60.0	3.60	8.10
990261 Chilled Pears	.5 C	100	101	0.00	8	*N/A*	*N/A*	0.20	*N/A*	0	25.89	5.45	0.83	18	20.2	3.23	0.58
000231 Skim Milk	8 oz	30	86	0.29	128	12	*N/A*	0.44	*N/A*	5	11.98	0.00	8.40	1131	503.9	2.47	0.10
000230 1% Lowfat Milk	8 oz	69	102	1.54	107	13	*N/A*	2.37	*N/A*	12	12.18	0.00	8.22	115	305.0	0.00	0.07
001160 Fat Free Lactose-Free Milk	8 oz	1	90	0.00	130	12	*N/A*	0.00	0.00	5	13.00	0.00	8.00	500	300.0	0.00	0.00
990383 Vanilla Soy milk	8 oz	0	140	0.50	110	15	*N/A*	4.50	0.00	0	17.00	2.00	8.00	500	300.0	0.00	1.08
Weighted Daily Average			318	1.15	302	*18	*0	4.47	*0.00	10	61.02	6.45	10.10	742	444.8	7.57	8.77
% of Calories				3.25%		*22.6%	*0%	12.7%	*0.0%		76.8%		12.7%				
Weekly Nutrient Guideline			350 - 500	<10	540			<=0									

Wednesday - 04/03/2024

Reimbursable Meal Total 100

Base Menu Spreadsheet

Portion Values

Mar 4, 2024 thru Apr 5, 2024

	Portion Size	Reimb Qty	Cals ¹ (kcal)	S-Fat ¹ (g)	Sodm ¹ (mg)	Total Sugars (g)	Added Sugars (g)	T-Fat (g)	Tr-Fat ² (g)	Cholst (mg)	Carb (g)	Fiber (g)	Protn (g)	Vit-A (IU)	Calc ^m (mg)	Vit-C (mg)	Iron (mg)
990036 Pineapple Carrot Bread	2 oz	100	164	0.68	111	17	*N/A*	4.26	*0.00	14	29.59	1.69	2.60	*499	*33.2	*2.00	*0.95
001201 Fresh Apple Slices	3 each	100	58	0.03	1	12	*N/A*	0.19	0.00	0	15.40	2.68	0.29	60	6.7	5.13	0.13
000231 Skim Milk	8 oz	30	86	0.29	128	12	*N/A*	0.44	*N/A*	5	11.98	0.00	8.40	1131	503.9	2.47	0.10
000230 1% Lowfat Milk	8 oz	69	102	1.54	107	13	*N/A*	2.37	*N/A*	12	12.18	0.00	8.22	115	305.0	0.00	0.07
001160 Fat Free Lactose-Free Milk	8 oz	1	90	0.00	130	12	*N/A*	0.00	0.00	5	13.00	0.00	8.00	500	300.0	0.00	0.00
990383 Vanilla Soy milk	8 oz	0	140	0.50	110	15	*N/A*	4.50	0.00	0	17.00	2.00	8.00	500	300.0	0.00	1.08
Weighted Daily Average			319	1.86	226	41	0	6.21	*0.00	24	57.12	4.36	11.17	*983	*404.5	*7.87	*1.17
% of Calories				5.25%		51.4%	0%	17.5%	*0.0%		71.6%		14.0%				
Weekly Nutrient Guideline			350 - 500	<10	540			<=0									

Thursday - 04/04/2024

Reimbursable Meal Total 100

	Portion Size	Reimb Qty	Cals ¹ (kcal)	S-Fat ¹ (g)	Sodm ¹ (mg)	Total Sugars (g)	Added Sugars (g)	T-Fat (g)	Tr-Fat ² (g)	Cholst (mg)	Carb (g)	Fiber (g)	Protn (g)	Vit-A (IU)	Calc ^m (mg)	Vit-C (mg)	Iron (mg)
000455 Whole Grain Biscuit	1 each	100	170	5.00	330	2	*N/A*	8.00	0.00	0	22.00	2.00	4.00	0	140.0	0.00	1.20
001128 Turkey Sausage Patty	1 each	95	60	1.00	90	0	*N/A*	4.00	0.00	30	0.00	0.00	6.00	0	20.0	0.00	0.72
000801 Veggie Breakfast Sausage Patty	1 each	5	70	0.00	250	1	*N/A*	2.50	0.00	0	4.00	1.00	9.00	0	0.0	0.00	1.80
000175 Fresh Banana	1 each	100	105	0.13	1	14	*N/A*	0.39	0.00	0	26.95	3.07	1.29	76	5.9	10.27	0.31
000231 Skim Milk	8 oz	30	86	0.29	128	12	*N/A*	0.44	*N/A*	5	11.98	0.00	8.40	1131	503.9	2.47	0.10
000230 1% Lowfat Milk	8 oz	69	102	1.54	107	13	*N/A*	2.37	*N/A*	12	12.18	0.00	8.22	115	305.0	0.00	0.07

Base Menu Spreadsheet

Portion Values

Mar 4, 2024 thru Apr 5, 2024

	Portion Size	Reimb Qty	Cals ¹ (kcal)	S-Fat ¹ (g)	Sodm ¹ (mg)	Total Sugars (g)	Added Sugars (g)	T-Fat (g)	Tr-Fat ² (g)	Cholst (mg)	Carb (g)	Fiber (g)	Protn (g)	VIt-A (IU)	Calc ^m (mg)	Vit-C (mg)	Iron (mg)
001160 Fat Free Lactose-Free Milk	8 oz	1	90	0.00	130	12	*N/A*	0.00	0.00	5	13.00	0.00	8.00	500	300.0	0.00	0.00
990383 Vanilla Soy milk	8 oz	0	140	0.50	110	15	*N/A*	4.50	0.00	0	17.00	2.00	8.00	500	300.0	0.00	1.08
Weighted Daily Average			433	7.23	543	29	0	14.08	*0.00	38	61.28	5.12	19.71	499	529.5	11.01	2.36
% of Calories				15.03 %		26.8%	0%	29.3%	*0.0%		56.6%		18.2%				
Weekly Nutrient Guideline			350 - 500	<10	540			<=0									

Friday - 04/05/2024

Reimbursable Meal Total 100

	Portion Size	Reimb Qty	Cals ¹ (kcal)	S-Fat ¹ (g)	Sodm ¹ (mg)	Total Sugars (g)	Added Sugars (g)	T-Fat (g)	Tr-Fat ² (g)	Cholst (mg)	Carb (g)	Fiber (g)	Protn (g)	VIt-A (IU)	Calc ^m (mg)	Vit-C (mg)	Iron (mg)
990801 Bakecrafters Buttermilk Pancakes	1 package	100	170	0.50	210	12	*N/A*	3.50	0.00	10	32.00	2.00	4.00	0	50.0	0.00	1.30
000625 All Natural Syrup	1 each	100	35	0.00	5	8	*N/A*	0.00	0.00	0	8.00	0.00	0.00	0	0.0	0.00	0.00
990424 Cantaloupe	.5 C	100	27	0.04	12	6	*N/A*	0.15	0.00	0	6.36	0.70	0.66	2638	7.0	28.63	0.16
000231 Skim Milk	8 oz	30	86	0.29	128	12	*N/A*	0.44	*N/A*	5	11.98	0.00	8.40	1131	503.9	2.47	0.10
000230 1% Lowfat Milk	8 oz	69	102	1.54	107	13	*N/A*	2.37	*N/A*	12	12.18	0.00	8.22	115	305.0	0.00	0.07
001160 Fat Free Lactose-Free Milk	8 oz	1	90	0.00	130	12	*N/A*	0.00	0.00	5	13.00	0.00	8.00	500	300.0	0.00	0.00
990383 Vanilla Soy milk	8 oz	0	140	0.50	110	15	*N/A*	4.50	0.00	0	17.00	2.00	8.00	500	300.0	0.00	1.08
Weighted Daily Average			329	1.69	341	39	0	5.41	*0.00	20	58.49	2.70	12.93	3061	421.6	29.37	1.54
% of Calories				4.62%		47.4%	0%	14.8%	*0.0%		71.1%		15.7%				
Weekly Nutrient Guideline			350 - 500	<10	540			<=0									

Base Menu Spreadsheet

Portion Values

Mar 4, 2024 thru Apr 5, 2024

	Cals ¹ (kcal)	S-Fat ¹ (g)	Sodm ¹ (mg)	Total Sugars (g)	Added Sugars (g)	T-Fat (g)	Tr-Fat ² (g)	Cholst (mg)	Carb (g)	Fiber (g)	Protn (g)	VIt-A (IU)	Calcm (mg)	Vit-C (mg)	Iron (mg)
Weighted Averages	340	3	313	*32	*0	6.99	*0.01	46	56.81	4.18	14.06	*1171	*484.7	*30.30	*2.33
% of Calories		7.60%		*37.6%	*0%	18.5%	*0.0%		66.8%		16.5%				

N/A - denotes a nutrient that is either missing or incomplete for an individual ingredient

* - denotes combined nutrient totals with either missing or incomplete nutrient data

¹ - denotes required nutrient values

² - Trans Fat value is provided for informational purposes only, not for monitoring purposes.

NOTICE: The data contained within this report and the Mosaic® Menu Planning and Nutritional Analysis software should not be used for and does not provide menu planning for a child with a medical condition or food allergy. Ingredients and menu items are subject to change or substitution without notice. Please consult a medical professional for assistance in planning for or treating medical conditions.



In accordance with Federal civil rights law and U.S. Department of Agriculture (USDA) civil rights regulations and policies, the USDA, its Agencies, offices, and employees, and institutions participating in or administering USDA programs are prohibited from discriminating based on race, color, national origin, sex, disability, age, or reprisal or retaliation for prior civil rights activity in any program or activity conducted or funded by USDA.

Persons with disabilities who require alternative means of communication for program information (e.g. Braille, large print, audiotape, American Sign Language, etc.), should contact the Agency (State or local) where they applied for benefits. Individuals who are deaf, hard of hearing or have speech disabilities may contact USDA through the Federal Relay Service at (800) 877-8339. Additionally, program information may be made available in languages other than English.

To file a program complaint of discrimination, complete the [USDA Program Discrimination Complaint Form](#), (AD-3027) found online at: [How to File a Complaint](#), and at any USDA office, or write a letter addressed to USDA and provide in the letter all of the information requested in the form. To request a copy of the complaint form, call (866) 632-9992. Submit your completed form or letter to USDA by:

- (1) mail: U.S. Department of Agriculture
Office of the Assistant Secretary for Civil Rights
1400 Independence Avenue, SW
Washington, D.C. 20250-9410;
- (2) fax: (202) 690-7442;
- (3) email: program.intake@usda.gov.


This institution is an equal opportunity provider.



March Breakfast Menu

BREAKFAST K-2

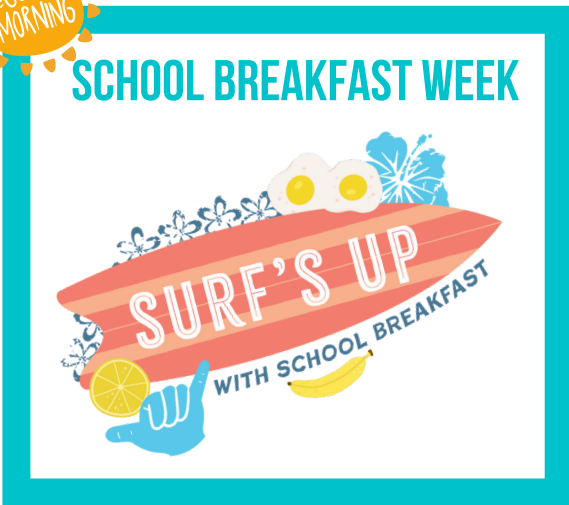
What do the colors on the menu mean?





GREEN = locally-sourced
 = vegetarian entree

All grains served are whole grain rich
Student's choice of skim or 1% milk provided at every meal.

Menu subject to change based on availability

This institution is an equal opportunity provider



MONDAY	TUESDAY	WEDNESDAY	THURSDAY	FRIDAY
4 <ul style="list-style-type: none"> • nonfat yogurt • whole grain granola • fresh apple 	5 <ul style="list-style-type: none"> • blueberry chex cereal • graham crackers • fresh pear 	6 <ul style="list-style-type: none"> • pineapple carrot bread • fresh apple slices 	7 <ul style="list-style-type: none"> • whole grain biscuit • turkey sausage patty • veggie breakfast sausage patty  • honey • fresh banana • 100% orange juice 	8 <ul style="list-style-type: none"> • buttermilk pancakes • scrambled eggs • butter • all-natural syrup • fresh cantaloupe
national school breakfast week				
11 <ul style="list-style-type: none"> • whole grain bagel • light cream cheese • jelly • fresh apple 	12 <ul style="list-style-type: none"> • brown sugar oatmeal • honey • fresh pear 	13 <ul style="list-style-type: none"> • honey cheerios • graham crackers • fresh orange wedges 	no school	no school
18 <ul style="list-style-type: none"> • nonfat yogurt • whole grain granola • fresh apple 	19 <ul style="list-style-type: none"> • turkey bacon & egg bake • scrambled eggs  • whole grain english muffin • jelly & butter • fresh pear 	20 <ul style="list-style-type: none"> • blueberry bread • fresh orange wedges 	21 <ul style="list-style-type: none"> • strawberries & cream oatmeal • honey • fresh banana • 100% orange juice 	22 <ul style="list-style-type: none"> • buttermilk pancakes • turkey sausage links • veggie breakfast sausage patty  • butter • all-natural syrup • cantaloupe
25 <ul style="list-style-type: none"> • cinnamon chex cereal • graham crackers • fresh apple 	26 <ul style="list-style-type: none"> • cheesy grits  • scrambled eggs • turkey bacon • veggie breakfast sausage patty  • fresh pear 	27 <ul style="list-style-type: none"> • whole grain bagel • light cream cheese • jelly • fresh orange wedges 	28 <ul style="list-style-type: none"> • egg & cheese breakfast burrito • hot sauce • fresh banana • 100% orange juice 	29 <ul style="list-style-type: none"> • emoji waffles • turkey bacon • veggie breakfast sausage patty  • butter • all-natural syrup • cantaloupe
4/1 <ul style="list-style-type: none"> • nonfat yogurt • whole grain granola • fresh apple slices 	4/2 <ul style="list-style-type: none"> • blueberry chex cereal • graham crackers • fresh pear 	4/3 <ul style="list-style-type: none"> • pineapple carrot bread • fresh orange wedges 	4/4 <ul style="list-style-type: none"> • whole grain biscuit • turkey sausage patty • veggie breakfast sausage patty  • honey • fresh banana • 100% orange juice 	no school

Base Menu Spreadsheet

Portion Values

Mar 4, 2024 thru Apr 5, 2024

Menu Name: Private/Charter Breakfast K-12
Site:
Use Alternate Menu Name: No

Include Cost: No
Report Style: Detailed

Monday - 03/04/2024 Reimbursable Meal Total 100

	Portion Size	Reimb Qty	Cals ¹ (kcal)	S-Fat ¹ (g)	Sodm ¹ (mg)	Total Sugars (g)	Added Sugars (g)	T-Fat (g)	Tr-Fat ² (g)	Cholst (mg)	Carb (g)	Fiber (g)	Protn (g)	Vit-A (IU)	Calc ^m (mg)	Vit-C (mg)	Iron (mg)
990880 DOL granola	3 oz scoop	100	152	0.00	15	11	11	5.32	0.00	0	25.82	1.52	3.04	0	15.2	0.00	1.06
990703 Nonfat Yogurt	4 oz/1 each	100	90	0.00	53	14	*N/A*	0.00	0.00	0	19.00	0.00	3.00	0	290.0	0.41	0.00
000673 Fresh Apple	1 each	100	116	0.06	2	23	*N/A*	0.38	0.00	0	30.80	5.35	0.58	120	13.4	10.26	0.27
000231 Skim Milk	8 oz	30	86	0.29	128	12	*N/A*	0.44	*N/A*	5	11.98	0.00	8.40	1131	503.9	2.47	0.10
000230 1% Lowfat Milk	8 oz	69	102	1.54	107	13	*N/A*	2.37	*N/A*	12	12.18	0.00	8.22	115	305.0	0.00	0.07
001160 Fat Free Lactose-Free Milk	8 oz	1	90	0.00	130	12	*N/A*	0.00	0.00	5	13.00	0.00	8.00	500	300.0	0.00	0.00
990383 Vanilla Soy milk	8 oz	0	140	0.50	110	15	*N/A*	4.50	0.00	0	17.00	2.00	8.00	500	300.0	0.00	1.08
Weighted Daily Average			455	1.21	185	60	11	7.46	*0.00	10	87.74	6.87	14.89	544	683.2	11.41	1.41
% of Calories				2.39%		52.7%	9.7%	14.8%	*0.0%		77.1%		13.1%				
Weekly Nutrient Guideline			450 - 500	<10	540			<=0									

Tuesday - 03/05/2024 Reimbursable Meal Total 100

	Portion Size	Reimb Qty	Cals ¹ (kcal)	S-Fat ¹ (g)	Sodm ¹ (mg)	Total Sugars (g)	Added Sugars (g)	T-Fat (g)	Tr-Fat ² (g)	Cholst (mg)	Carb (g)	Fiber (g)	Protn (g)	Vit-A (IU)	Calc ^m (mg)	Vit-C (mg)	Iron (mg)
990712 Blueberry Chex Cereal	1 cup / 1 each	100	120	0.00	180	6	*N/A*	2.50	0.00	0	23.00	1.00	1.00	300	60.0	3.60	8.10

Base Menu Spreadsheet

Portion Values

Mar 4, 2024 thru Apr 5, 2024

	Portion Size	Reimb Qty	Cals ¹ (kcal)	S-Fat ¹ (g)	Sodm ¹ (mg)	Total Sugars (g)	Added Sugars (g)	T-Fat (g)	Tr-Fat ² (g)	Cholst (mg)	Carb (g)	Fiber (g)	Protn (g)	VIt-A (IU)	Calc ^m (mg)	Vit-C (mg)	Iron (mg)	
000233	Graham Crackers	1 each	100	90	0.00	95	5	*N/A*	2.50	0.00	0	17.00	1.00	2.00	500	100.0	0.00	0.72
000884	Fresh Pear	1 each	100	131	0.05	2	22	*N/A*	0.32	0.00	0	35.03	7.13	0.83	58	20.7	9.89	0.41
000231	Skim Milk	8 oz	30	86	0.29	128	12	*N/A*	0.44	*N/A*	5	11.98	0.00	8.40	1131	503.9	2.47	0.10
000230	1% Lowfat Milk	8 oz	69	102	1.54	107	13	*N/A*	2.37	*N/A*	12	12.18	0.00	8.22	115	305.0	0.00	0.07
001160	Fat Free Lactose-Free Milk	8 oz	1	90	0.00	130	12	*N/A*	0.00	0.00	5	13.00	0.00	8.00	500	300.0	0.00	0.00
990383	Vanilla Soy milk	8 oz	0	140	0.50	110	15	*N/A*	4.50	0.00	0	17.00	2.00	8.00	500	300.0	0.00	1.08
Weighted Daily Average				439	1.20	391	46	0	7.09	*0.00	10	87.15	9.13	12.10	1281	545.3	14.23	9.31
% of Calories					2.46%		41.9%	0%	14.5%	*0.0%		79.4%		11.0%				
Weekly Nutrient Guideline				450 - 500	<10	540			<=0									

Wednesday - 03/06/2024

Reimbursable Meal Total 100

	Portion Size	Reimb Qty	Cals ¹ (kcal)	S-Fat ¹ (g)	Sodm ¹ (mg)	Total Sugars (g)	Added Sugars (g)	T-Fat (g)	Tr-Fat ² (g)	Cholst (mg)	Carb (g)	Fiber (g)	Protn (g)	VIt-A (IU)	Calc ^m (mg)	Vit-C (mg)	Iron (mg)	
000671	Pineapple Carrot Bread	4 oz	100	328	1.37	222	34	*N/A*	8.53	*0.00	27	59.13	3.38	5.24	*958	*66.5	*3.99	*1.93
000673	Fresh Apple	1 each	100	116	0.06	2	23	*N/A*	0.38	0.00	0	30.80	5.35	0.58	120	13.4	10.26	0.27
000231	Skim Milk	8 oz	30	86	0.29	128	12	*N/A*	0.44	*N/A*	5	11.98	0.00	8.40	1131	503.9	2.47	0.10
000230	1% Lowfat Milk	8 oz	69	102	1.54	107	13	*N/A*	2.37	*N/A*	12	12.18	0.00	8.22	115	305.0	0.00	0.07
001160	Fat Free Lactose-Free Milk	8 oz	1	90	0.00	130	12	*N/A*	0.00	0.00	5	13.00	0.00	8.00	500	300.0	0.00	0.00

Base Menu Spreadsheet

Portion Values

Mar 4, 2024 thru Apr 5, 2024

	Portion Size	Reimb Qty	Cals ¹ (kcal)	S-Fat ¹ (g)	Sodm ¹ (mg)	Total Sugars (g)	Added Sugars (g)	T-Fat (g)	Tr-Fat ² (g)	Cholst (mg)	Carb (g)	Fiber (g)	Protn (g)	VIt-A (IU)	Calc ^m (mg)	Vit-C (mg)	Iron (mg)
990383 Vanilla Soy milk	8 oz	0	140	0.50	110	15	*N/A*	4.50	0.00	0	17.00	2.00	8.00	500	300.0	0.00	1.08
Weighted Daily Average			542	2.58	339	69	0	10.67	*0.00	37	102.05	8.73	14.09	*1502	*444.5	*14.99	*2.28
% of Calories				4.28%		50.9%	0%	17.7%	*0.0%		75.3%		10.4%				
Weekly Nutrient Guideline			450 - 500	<10	540			<=0									

Thursday - 03/07/2024

Reimbursable Meal Total 100

	Portion Size	Reimb Qty	Cals ¹ (kcal)	S-Fat ¹ (g)	Sodm ¹ (mg)	Total Sugars (g)	Added Sugars (g)	T-Fat (g)	Tr-Fat ² (g)	Cholst (mg)	Carb (g)	Fiber (g)	Protn (g)	VIt-A (IU)	Calc ^m (mg)	Vit-C (mg)	Iron (mg)
000455 Whole Grain Biscuit	1 each	100	170	5.00	330	2	*N/A*	8.00	0.00	0	22.00	2.00	4.00	0	140.0	0.00	1.20
001128 Turkey Sausage Patty	1 each	95	60	1.00	90	0	*N/A*	4.00	0.00	30	0.00	0.00	6.00	0	20.0	0.00	0.72
000801 Veggie Breakfast Sausage Patty	1 each	5	70	0.00	250	1	*N/A*	2.50	0.00	0	4.00	1.00	9.00	0	0.0	0.00	1.80
000927 Honey PC	1 each	100	43	0.00	1	11	*N/A*	0.00	*N/A*	0	11.54	0.03	0.04	0	0.8	0.07	0.06
000175 Fresh Banana	1 each	100	105	0.13	1	14	*N/A*	0.39	0.00	0	26.95	3.07	1.29	76	5.9	10.27	0.31
000171 100% Orange Juice	4 oz	100	60	0.00	0	*N/A*	*N/A*	0.00	0.00	0	14.00	0.00	1.00	0	10.0	42.00	0.00
000231 Skim Milk	8 oz	30	86	0.29	128	12	*N/A*	0.44	*N/A*	5	11.98	0.00	8.40	1131	503.9	2.47	0.10
000230 1% Lowfat Milk	8 oz	69	102	1.54	107	13	*N/A*	2.37	*N/A*	12	12.18	0.00	8.22	115	305.0	0.00	0.07
001160 Fat Free Lactose-Free Milk	8 oz	1	90	0.00	130	12	*N/A*	0.00	0.00	5	13.00	0.00	8.00	500	300.0	0.00	0.00

Base Menu Spreadsheet

Portion Values

Mar 4, 2024 thru Apr 5, 2024

	Portion Size	Reimb Qty	Cals ¹ (kcal)	S-Fat ¹ (g)	Sodm ¹ (mg)	Total Sugars (g)	Added Sugars (g)	T-Fat (g)	Tr-Fat ² (g)	Cholst (mg)	Carb (g)	Fiber (g)	Protn (g)	VIt-A (IU)	CalcM (mg)	Vit-C (mg)	Iron (mg)
990383 Vanilla Soy milk	8 oz	0	140	0.50	110	15	*N/A*	4.50	0.00	0	17.00	2.00	8.00	500	300.0	0.00	1.08
Weighted Daily Average			536	7.23	544	*40	*0	14.08	*0.00	38	86.81	5.15	20.75	499	540.4	53.08	2.42
% of Calories				12.14 %		*29.9%	*0%	23.6%	*0.0%		64.8%		15.5%				
Weekly Nutrient Guideline			450 - 500	<10	540			<=0									

Friday - 03/08/2024

Reimbursable Meal Total 100

	Portion Size	Reimb Qty	Cals ¹ (kcal)	S-Fat ¹ (g)	Sodm ¹ (mg)	Total Sugars (g)	Added Sugars (g)	T-Fat (g)	Tr-Fat ² (g)	Cholst (mg)	Carb (g)	Fiber (g)	Protn (g)	VIt-A (IU)	CalcM (mg)	Vit-C (mg)	Iron (mg)
990801 Bakecrafters Buttermilk Pancakes	1 package	100	170	0.50	210	12	*N/A*	3.50	0.00	10	32.00	2.00	4.00	0	50.0	0.00	1.30
000733 Scrambled Eggs	3 oz scoop	100	100	2.13	139	0	*N/A*	6.40	*0.00	242	0.03	0.01	8.54	*0	37.2	*0.00	1.43
000625 All Natural Syrup	1 each	100	35	0.00	5	8	*N/A*	0.00	0.00	0	8.00	0.00	0.00	0	0.0	0.00	0.00
000488 Butter PC	1 each	100	36	2.57	32	0	*N/A*	4.06	0.16	11	0.00	0.00	0.04	125	1.2	0.00	0.00
990421 Cantaloupe	1 C	100	53	0.08	25	12	*N/A*	0.30	0.00	0	12.73	1.40	1.31	5276	14.0	57.25	0.33
000231 Skim Milk	8 oz	30	86	0.29	128	12	*N/A*	0.44	*N/A*	5	11.98	0.00	8.40	1131	503.9	2.47	0.10
000230 1% Lowfat Milk	8 oz	69	102	1.54	107	13	*N/A*	2.37	*N/A*	12	12.18	0.00	8.22	115	305.0	0.00	0.07
001160 Fat Free Lactose-Free Milk	8 oz	1	90	0.00	130	12	*N/A*	0.00	0.00	5	13.00	0.00	8.00	500	300.0	0.00	0.00

Base Menu Spreadsheet

Portion Values

Mar 4, 2024 thru Apr 5, 2024

	Portion Size	Reimb Qty	Cals ¹ (kcal)	S-Fat ¹ (g)	Sodm ¹ (mg)	Total Sugars (g)	Added Sugars (g)	T-Fat (g)	Tr-Fat ² (g)	Cholst (mg)	Carb (g)	Fiber (g)	Protn (g)	VIt-A (IU)	Calc ^m (mg)	Vit-C (mg)	Iron (mg)
990383 Vanilla Soy milk	8 oz	0	140	0.50	110	15	*N/A*	4.50	0.00	0	17.00	2.00	8.00	500	300.0	0.00	1.08
Weighted Daily Average			491	6.43	525	45	0	16.02	*0.16	272	64.88	3.42	22.16	*5825	467.0	*57.99	3.14
% of Calories				11.79 %		36.7%	0%	29.4%	*0.3%		52.9%		18.1%				
Weekly Nutrient Guideline			450 - 500	<10	540			<=0									

Monday - 03/11/2024

Reimbursable Meal Total 100

	Portion Size	Reimb Qty	Cals ¹ (kcal)	S-Fat ¹ (g)	Sodm ¹ (mg)	Total Sugars (g)	Added Sugars (g)	T-Fat (g)	Tr-Fat ² (g)	Cholst (mg)	Carb (g)	Fiber (g)	Protn (g)	VIt-A (IU)	Calc ^m (mg)	Vit-C (mg)	Iron (mg)
000001 Whole Wheat Bagel	1 Whole	100	170	0.00	190	4	*N/A*	0.50	0.00	0	37.00	3.00	7.00	0	0.0	0.00	0.00
990427 Light Cream Cheese	1 each	100	59	2.84	90	1	*N/A*	4.73	*N/A*	15	1.91	0.00	2.22	156	42.0	0.00	0.05
000886 Strawberry Jelly	1 each	100	35	0.00	0	8	*N/A*	0.00	0.00	0	9.00	0.00	0.00	0	0.0	0.00	0.00
000673 Fresh Apple	1 each	100	116	0.06	2	23	*N/A*	0.38	0.00	0	30.80	5.35	0.58	120	13.4	10.26	0.27
000231 Skim Milk	8 oz	30	86	0.29	128	12	*N/A*	0.44	*N/A*	5	11.98	0.00	8.40	1131	503.9	2.47	0.10
000230 1% Lowfat Milk	8 oz	69	102	1.54	107	13	*N/A*	2.37	*N/A*	12	12.18	0.00	8.22	115	305.0	0.00	0.07
001160 Fat Free Lactose-Free Milk	8 oz	1	90	0.00	130	12	*N/A*	0.00	0.00	5	13.00	0.00	8.00	500	300.0	0.00	0.00
990383 Vanilla Soy milk	8 oz	0	140	0.50	110	15	*N/A*	4.50	0.00	0	17.00	2.00	8.00	500	300.0	0.00	1.08
Weighted Daily Average			477	4.05	396	49	0	7.37	*0.00	25	90.83	8.35	18.08	700	420.0	11.00	0.40
% of Calories				7.64%		41.1%	0%	13.9%	*0.0%		76.2%		15.2%				
Weekly Nutrient Guideline			450 - 500	<10	540			<=0									

Base Menu Spreadsheet

Portion Values

Mar 4, 2024 thru Apr 5, 2024

Tuesday - 03/12/2024

Reimbursable Meal Total 100

	Portion Size	Reimb Qty	Cals ¹ (kcal)	S-Fat ¹ (g)	Sodm ¹ (mg)	Total Sugars (g)	Added Sugars (g)	T-Fat (g)	Tr-Fat ² (g)	Cholst (mg)	Carb (g)	Fiber (g)	Protn (g)	Vit-A (IU)	Calc ^m (mg)	Vit-C (mg)	Iron (mg)
000464 Brown Sugar Oatmeal	4oz	100	161	0.76	85	*18	*N/A*	2.28	*0.00	4	30.94	1.98	5.24	38	113.1	0.00	1.02
000927 Honey PC	1 each	100	43	0.00	1	11	*N/A*	0.00	*N/A*	0	11.54	0.03	0.04	0	0.8	0.07	0.06
000884 Fresh Pear	1 each	100	131	0.05	2	22	*N/A*	0.32	0.00	0	35.03	7.13	0.83	58	20.7	9.89	0.41
000231 Skim Milk	8 oz	30	86	0.29	128	12	*N/A*	0.44	*N/A*	5	11.98	0.00	8.40	1131	503.9	2.47	0.10
000230 1% Lowfat Milk	8 oz	69	102	1.54	107	13	*N/A*	2.37	*N/A*	12	12.18	0.00	8.22	115	305.0	0.00	0.07
001160 Fat Free Lactose-Free Milk	8 oz	1	90	0.00	130	12	*N/A*	0.00	0.00	5	13.00	0.00	8.00	500	300.0	0.00	0.00
990383 Vanilla Soymilk	8 oz	0	140	0.50	110	15	*N/A*	4.50	0.00	0	17.00	2.00	8.00	500	300.0	0.00	1.08
Weighted Daily Average			432	1.97	202	*64	*0	4.37	*0.00	14	89.63	9.14	14.38	519	499.2	10.70	1.57
% of Calories				4.10%		*59.3%	*0%	9.1%	*0.0%		83.0%		13.3%				
Weekly Nutrient Guideline			450 - 500	<10	540			<=0									

Wednesday - 03/13/2024

Reimbursable Meal Total 100

	Portion Size	Reimb Qty	Cals ¹ (kcal)	S-Fat ¹ (g)	Sodm ¹ (mg)	Total Sugars (g)	Added Sugars (g)	T-Fat (g)	Tr-Fat ² (g)	Cholst (mg)	Carb (g)	Fiber (g)	Protn (g)	Vit-A (IU)	Calc ^m (mg)	Vit-C (mg)	Iron (mg)
990713 Honey Cheerios	1 each	100	110	0.00	170	6	*N/A*	1.50	0.00	0	22.00	2.00	3.00	300	60.0	*N/A*	2.70
000233 Graham Crackers	1 each	100	90	0.00	95	5	*N/A*	2.50	0.00	0	17.00	1.00	2.00	500	100.0	0.00	0.72
990470 Fresh Orange	1 each	100	86	0.03	0	17	*N/A*	0.22	0.00	0	21.62	4.42	1.73	414	73.6	97.89	0.18

Base Menu Spreadsheet

Portion Values

Mar 4, 2024 thru Apr 5, 2024

	Portion Size	Reimb Qty	Cals ¹ (kcal)	S-Fat ¹ (g)	Sodm ¹ (mg)	Total Sugars (g)	Added Sugars (g)	T-Fat (g)	Tr-Fat ² (g)	Cholst (mg)	Carb (g)	Fiber (g)	Protn (g)	VIt-A (IU)	Calc ^m (mg)	Vit-C (mg)	Iron (mg)
000231 Skim Milk	8 oz	30	86	0.29	128	12	*N/A*	0.44	*N/A*	5	11.98	0.00	8.40	1131	503.9	2.47	0.10
000230 1% Lowfat Milk	8 oz	69	102	1.54	107	13	*N/A*	2.37	*N/A*	12	12.18	0.00	8.22	115	305.0	0.00	0.07
001160 Fat Free Lactose-Free Milk	8 oz	1	90	0.00	130	12	*N/A*	0.00	0.00	5	13.00	0.00	8.00	500	300.0	0.00	0.00
990383 Vanilla Soy milk	8 oz	0	140	0.50	110	15	*N/A*	4.50	0.00	0	17.00	2.00	8.00	500	300.0	0.00	1.08
Weighted Daily Average			384	1.18	379	41	0	5.99	*0.00	10	72.75	7.42	15.00	1638	598.2	*98.63	3.68
% of Calories				2.77%		42.7%	0%	14.0%	*0.0%		75.8%		15.6%				
Weekly Nutrient Guideline			450 - 500	<10	540			<=0									

Thursday - 03/14/2024

Reimbursable Meal Total 100

	Portion Size	Reimb Qty	Cals ¹ (kcal)	S-Fat ¹ (g)	Sodm ¹ (mg)	Total Sugars (g)	Added Sugars (g)	T-Fat (g)	Tr-Fat ² (g)	Cholst (mg)	Carb (g)	Fiber (g)	Protn (g)	VIt-A (IU)	Calc ^m (mg)	Vit-C (mg)	Iron (mg)
990695 Strawberry Parfait	1 each	100	291	0.34	71	30	11	6.10	0.00	3	56.59	3.84	6.85	163	152.9	45.53	1.89
000175 Fresh Banana	1 each	100	105	0.13	1	14	*N/A*	0.39	0.00	0	26.95	3.07	1.29	76	5.9	10.27	0.31
000231 Skim Milk	8 oz	30	86	0.29	128	12	*N/A*	0.44	*N/A*	5	11.98	0.00	8.40	1131	503.9	2.47	0.10
000230 1% Lowfat Milk	8 oz	69	102	1.54	107	13	*N/A*	2.37	*N/A*	12	12.18	0.00	8.22	115	305.0	0.00	0.07
001160 Fat Free Lactose-Free Milk	8 oz	1	90	0.00	130	12	*N/A*	0.00	0.00	5	13.00	0.00	8.00	500	300.0	0.00	0.00

Base Menu Spreadsheet

Portion Values

Mar 4, 2024 thru Apr 5, 2024

	Portion Size	Reimb Qty	Cals ¹ (kcal)	S-Fat ¹ (g)	Sodm ¹ (mg)	Total Sugars (g)	Added Sugars (g)	T-Fat (g)	Tr-Fat ² (g)	Cholst (mg)	Carb (g)	Fiber (g)	Protn (g)	VIt-A (IU)	CalcM (mg)	Vit-C (mg)	Iron (mg)
990383 Vanilla Soy milk	8 oz	0	140	0.50	110	15	*N/A*	4.50	0.00	0	17.00	2.00	8.00	500	300.0	0.00	1.08
Weighted Daily Average			493	1.62	186	57	11	8.26	*0.00	13	95.66	6.91	16.41	662	523.4	56.53	2.28
% of Calories				2.96%		46.2%	8.9%	15.1%	*0.0%		77.6%		13.3%				
Weekly Nutrient Guideline			450 - 500	<10	540			<=0									

Friday - 03/15/2024

Reimbursable Meal Total 100

	Portion Size	Reimb Qty	Cals ¹ (kcal)	S-Fat ¹ (g)	Sodm ¹ (mg)	Total Sugars (g)	Added Sugars (g)	T-Fat (g)	Tr-Fat ² (g)	Cholst (mg)	Carb (g)	Fiber (g)	Protn (g)	VIt-A (IU)	CalcM (mg)	Vit-C (mg)	Iron (mg)
990638 WG French Toast Sticks (K-12)	3 sticks	100	260	1.00	290	14	*N/A*	8.00	0.00	10	42.00	2.00	6.00	*N/A*	*N/A*	*N/A*	*N/A*
001138 Turkey Sausage Link	2 each	95	130	3.00	450	0	*N/A*	10.00	0.00	45	1.00	*N/A*	10.00	*N/A*	*N/A*	*N/A*	*N/A*
000801 Veggie Breakfast Sausage Patty	1 each	5	70	0.00	250	1	*N/A*	2.50	0.00	0	4.00	1.00	9.00	0	0.0	0.00	1.80
000625 All Natural Syrup	1 each	100	35	0.00	5	8	*N/A*	0.00	0.00	0	8.00	0.00	0.00	0	0.0	0.00	0.00
990421 Cantaloupe	1 C	100	53	0.08	25	12	*N/A*	0.30	0.00	0	12.73	1.40	1.31	5276	14.0	57.25	0.33
000231 Skim Milk	8 oz	30	86	0.29	128	12	*N/A*	0.44	*N/A*	5	11.98	0.00	8.40	1131	503.9	2.47	0.10
000230 1% Lowfat Milk	8 oz	69	102	1.54	107	13	*N/A*	2.37	*N/A*	12	12.18	0.00	8.22	115	305.0	0.00	0.07
001160 Fat Free Lactose-Free Milk	8 oz	1	90	0.00	130	12	*N/A*	0.00	0.00	5	13.00	0.00	8.00	500	300.0	0.00	0.00

Base Menu Spreadsheet

Portion Values

Mar 4, 2024 thru Apr 5, 2024

	Portion Size	Reimb Qty	Cals ¹ (kcal)	S-Fat ¹ (g)	Sodm ¹ (mg)	Total Sugars (g)	Added Sugars (g)	T-Fat (g)	Tr-Fat ² (g)	Cholst (mg)	Carb (g)	Fiber (g)	Protn (g)	VIt-A (IU)	Calc ^m (mg)	Vit-C (mg)	Iron (mg)
990383 Vanilla Soy milk	8 oz	0	140	0.50	110	15	*N/A*	4.50	0.00	0	17.00	2.00	8.00	500	300.0	0.00	1.08
Weighted Daily Average			573	5.08	874	47	0	19.69	*0.00	63	76.00	*3.45	25.53	*5699	*378.7	*57.99	*0.50
% of Calories				7.98%		32.8%	0%	30.9%	*0.0%		53.1%		17.8%				
Weekly Nutrient Guideline			450 - 500	<10	540			<=0									

Monday - 03/18/2024

Reimbursable Meal Total 100

	Portion Size	Reimb Qty	Cals ¹ (kcal)	S-Fat ¹ (g)	Sodm ¹ (mg)	Total Sugars (g)	Added Sugars (g)	T-Fat (g)	Tr-Fat ² (g)	Cholst (mg)	Carb (g)	Fiber (g)	Protn (g)	VIt-A (IU)	Calc ^m (mg)	Vit-C (mg)	Iron (mg)
990703 Nonfat Yogurt	4 oz/1 each	100	90	0.00	53	14	*N/A*	0.00	0.00	0	19.00	0.00	3.00	0	290.0	0.41	0.00
990880 DOL granola	3 oz scoop	100	152	0.00	15	11	11	5.32	0.00	0	25.82	1.52	3.04	0	15.2	0.00	1.06
000673 Fresh Apple	1 each	100	116	0.06	2	23	*N/A*	0.38	0.00	0	30.80	5.35	0.58	120	13.4	10.26	0.27
000231 Skim Milk	8 oz	30	86	0.29	128	12	*N/A*	0.44	*N/A*	5	11.98	0.00	8.40	1131	503.9	2.47	0.10
000230 1% Lowfat Milk	8 oz	69	102	1.54	107	13	*N/A*	2.37	*N/A*	12	12.18	0.00	8.22	115	305.0	0.00	0.07
001160 Fat Free Lactose-Free Milk	8 oz	1	90	0.00	130	12	*N/A*	0.00	0.00	5	13.00	0.00	8.00	500	300.0	0.00	0.00
990383 Vanilla Soy milk	8 oz	0	140	0.50	110	15	*N/A*	4.50	0.00	0	17.00	2.00	8.00	500	300.0	0.00	1.08
Weighted Daily Average			455	1.21	185	60	11	7.46	*0.00	10	87.74	6.87	14.89	544	683.2	11.41	1.41
% of Calories				2.39%		52.7%	9.7%	14.8%	*0.0%		77.1%		13.1%				
Weekly Nutrient Guideline			450 - 500	<10	540			<=0									

Tuesday - 03/19/2024

Reimbursable Meal Total 100

Base Menu Spreadsheet

Portion Values

Mar 4, 2024 thru Apr 5, 2024

	Portion Size	Reimb Qty	Cals ¹ (kcal)	S-Fat ¹ (g)	Sodm ¹ (mg)	Total Sugars (g)	Added Sugars (g)	T-Fat (g)	Tr-Fat ² (g)	Cholst (mg)	Carb (g)	Fiber (g)	Protn (g)	Vit-A (IU)	Calc ^m (mg)	Vit-C (mg)	Iron (mg)
000448 Whole Wheat English Muffin	1 whole	100	120	0.00	220	*N/A*	*N/A*	1.00	0.00	0	23.00	3.00	5.00	0	80.0	0.00	1.80
000488 Butter PC	1 each	100	36	2.57	32	0	*N/A*	4.06	0.16	11	0.00	0.00	0.04	125	1.2	0.00	0.00
000603 Grape Jelly	1 each	100	35	0.00	0	8	*N/A*	0.00	0.00	0	9.00	0.00	0.00	0	0.0	0.00	0.00
000894 Turkey Bacon & Egg Bake	1 square	95	101	1.78	209	0	*N/A*	6.67	*0.00	206	0.02	0.01	8.89	*0	30.9	*0.00	1.19
000733 Scrambled Eggs	3 oz scoop	5	100	2.13	139	0	*N/A*	6.40	*0.00	242	0.03	0.01	8.54	*0	37.2	*0.00	1.43
000884 Fresh Pear	1 each	100	131	0.05	2	22	*N/A*	0.32	0.00	0	35.03	7.13	0.83	58	20.7	9.89	0.41
000231 Skim Milk	8 oz	30	86	0.29	128	12	*N/A*	0.44	*N/A*	5	11.98	0.00	8.40	1131	503.9	2.47	0.10
000230 1% Lowfat Milk	8 oz	69	102	1.54	107	13	*N/A*	2.37	*N/A*	12	12.18	0.00	8.22	115	305.0	0.00	0.07
001160 Fat Free Lactose-Free Milk	8 oz	1	90	0.00	130	12	*N/A*	0.00	0.00	5	13.00	0.00	8.00	500	300.0	0.00	0.00
990383 Vanilla Soy milk	8 oz	0	140	0.50	110	15	*N/A*	4.50	0.00	0	17.00	2.00	8.00	500	300.0	0.00	1.08
Weighted Daily Average			520	5.56	574	*43	*0	13.80	*0.16	228	79.18	10.14	23.02	*606	497.7	*10.63	3.49
% of Calories				9.62%		*33.1%	*0%	23.9%	*0.3%		60.9%		17.7%				
Weekly Nutrient Guideline			450 - 500	<10	540			<=0									

Wednesday - 03/20/2024

Reimbursable Meal Total 100

	Portion Size	Reimb Qty	Cals ¹ (kcal)	S-Fat ¹ (g)	Sodm ¹ (mg)	Total Sugars (g)	Added Sugars (g)	T-Fat (g)	Tr-Fat ² (g)	Cholst (mg)	Carb (g)	Fiber (g)	Protn (g)	Vit-A (IU)	Calc ^m (mg)	Vit-C (mg)	Iron (mg)
990833 Blueberry Bread	4 oz	100	305	1.37	197	*25	*N/A*	8.65	*0.00	27	52.72	3.38	5.10	*16	*55.0	*1.06	*1.80

Base Menu Spreadsheet

Portion Values

Mar 4, 2024 thru Apr 5, 2024

	Portion Size	Reimb Qty	Cals ¹ (kcal)	S-Fat ¹ (g)	Sodm ¹ (mg)	Total Sugars (g)	Added Sugars (g)	T-Fat (g)	Tr-Fat ² (g)	Cholst (mg)	Carb (g)	Fiber (g)	Protn (g)	Vlt-A (IU)	Calc ^m (mg)	Vit-C (mg)	Iron (mg)
990470 Fresh Orange	1 each	100	86	0.03	0	17	*N/A*	0.22	0.00	0	21.62	4.42	1.73	414	73.6	97.89	0.18
000231 Skim Milk	8 oz	30	86	0.29	128	12	*N/A*	0.44	*N/A*	5	11.98	0.00	8.40	1131	503.9	2.47	0.10
000230 1% Lowfat Milk	8 oz	69	102	1.54	107	13	*N/A*	2.37	*N/A*	12	12.18	0.00	8.22	115	305.0	0.00	0.07
001160 Fat Free Lactose-Free Milk	8 oz	1	90	0.00	130	12	*N/A*	0.00	0.00	5	13.00	0.00	8.00	500	300.0	0.00	0.00
990383 Vanilla Soy milk	8 oz	0	140	0.50	110	15	*N/A*	4.50	0.00	0	17.00	2.00	8.00	500	300.0	0.00	1.08
Weighted Daily Average			489	2.55	311	*54	*0	10.63	*0.00	37	86.46	7.80	15.10	*854	*493.2	*99.69	*2.07
% of Calories				4.69%		*44.2%	*0%	19.6%	*0.0%		70.7%		12.4%				
Weekly Nutrient Guideline			450 - 500	<10	540			<=0									

Thursday - 03/21/2024

Reimbursable Meal Total 100

	Portion Size	Reimb Qty	Cals ¹ (kcal)	S-Fat ¹ (g)	Sodm ¹ (mg)	Total Sugars (g)	Added Sugars (g)	T-Fat (g)	Tr-Fat ² (g)	Cholst (mg)	Carb (g)	Fiber (g)	Protn (g)	Vlt-A (IU)	Calc ^m (mg)	Vit-C (mg)	Iron (mg)
990804 Strawberries & Cream Oatmeal	0.5 C/4oz scoop	100	132	0.25	58	*13	*N/A*	1.54	*0.00	0	28.25	2.91	2.68	20	18.6	18.21	1.30
000927 Honey PC	1 each	100	43	0.00	1	11	*N/A*	0.00	*N/A*	0	11.54	0.03	0.04	0	0.8	0.07	0.06
000175 Fresh Banana	1 each	100	105	0.13	1	14	*N/A*	0.39	0.00	0	26.95	3.07	1.29	76	5.9	10.27	0.31
000171 100% Orange Juice	4 oz	100	60	0.00	0	*N/A*	*N/A*	0.00	0.00	0	14.00	0.00	1.00	0	10.0	42.00	0.00
000231 Skim Milk	8 oz	30	86	0.29	128	12	*N/A*	0.44	*N/A*	5	11.98	0.00	8.40	1131	503.9	2.47	0.10
000230 1% Lowfat Milk	8 oz	69	102	1.54	107	13	*N/A*	2.37	*N/A*	12	12.18	0.00	8.22	115	305.0	0.00	0.07
001160 Fat Free Lactose-Free Milk	8 oz	1	90	0.00	130	12	*N/A*	0.00	0.00	5	13.00	0.00	8.00	500	300.0	0.00	0.00

Base Menu Spreadsheet

Portion Values

Mar 4, 2024 thru Apr 5, 2024

	Portion Size	Reimb Qty	Cals ¹ (kcal)	S-Fat ¹ (g)	Sodm ¹ (mg)	Total Sugars (g)	Added Sugars (g)	T-Fat (g)	Tr-Fat ² (g)	Cholst (mg)	Carb (g)	Fiber (g)	Protn (g)	VIt-A (IU)	Calc ^m (mg)	Vit-C (mg)	Iron (mg)
990383 Vanilla Soy milk	8 oz	0	140	0.50	110	15	*N/A*	4.50	0.00	0	17.00	2.00	8.00	500	300.0	0.00	1.08
Weighted Daily Average			437	1.54	174	*51	*0	3.69	*0.00	10	92.86	6.01	13.29	519	399.9	71.29	1.75
% of Calories				3.17%		*46.7%	*0%	7.6%	*0.0%		85.0%		12.2%				
Weekly Nutrient Guideline			450 - 500	<10	540			<=0									

Friday - 03/22/2024

Reimbursable Meal Total 100

	Portion Size	Reimb Qty	Cals ¹ (kcal)	S-Fat ¹ (g)	Sodm ¹ (mg)	Total Sugars (g)	Added Sugars (g)	T-Fat (g)	Tr-Fat ² (g)	Cholst (mg)	Carb (g)	Fiber (g)	Protn (g)	VIt-A (IU)	Calc ^m (mg)	Vit-C (mg)	Iron (mg)
990801 Bakecrafters Buttermilk Pancakes	1 package	100	170	0.50	210	12	*N/A*	3.50	0.00	10	32.00	2.00	4.00	0	50.0	0.00	1.30
001138 Turkey Sausage Link	2 each	95	130	3.00	450	0	*N/A*	10.00	0.00	45	1.00	*N/A*	10.00	*N/A*	*N/A*	*N/A*	*N/A*
000801 Veggie Breakfast Sausage Patty	1 each	5	70	0.00	250	1	*N/A*	2.50	0.00	0	4.00	1.00	9.00	0	0.0	0.00	1.80
000488 Butter PC	1 each	100	36	2.57	32	0	*N/A*	4.06	0.16	11	0.00	0.00	0.04	125	1.2	0.00	0.00
000625 All Natural Syrup	1 each	100	35	0.00	5	8	*N/A*	0.00	0.00	0	8.00	0.00	0.00	0	0.0	0.00	0.00
990421 Cantaloupe	1 C	100	53	0.08	25	12	*N/A*	0.30	0.00	0	12.73	1.40	1.31	5276	14.0	57.25	0.33
000231 Skim Milk	8 oz	30	86	0.29	128	12	*N/A*	0.44	*N/A*	5	11.98	0.00	8.40	1131	503.9	2.47	0.10
000230 1% Lowfat Milk	8 oz	69	102	1.54	107	13	*N/A*	2.37	*N/A*	12	12.18	0.00	8.22	115	305.0	0.00	0.07
001160 Fat Free Lactose-Free Milk	8 oz	1	90	0.00	130	12	*N/A*	0.00	0.00	5	13.00	0.00	8.00	500	300.0	0.00	0.00

Base Menu Spreadsheet

Portion Values

Mar 4, 2024 thru Apr 5, 2024

	Portion Size	Reimb Qty	Cals ¹ (kcal)	S-Fat ¹ (g)	Sodm ¹ (mg)	Total Sugars (g)	Added Sugars (g)	T-Fat (g)	Tr-Fat ² (g)	Cholst (mg)	Carb (g)	Fiber (g)	Protn (g)	VIt-A (IU)	Calc ^m (mg)	Vit-C (mg)	Iron (mg)
990383 Vanilla Soy milk	8 oz	0	140	0.50	110	15	*N/A*	4.50	0.00	0	17.00	2.00	8.00	500	300.0	0.00	1.08
Weighted Daily Average			518	7.15	826	45	0	19.24	*0.16	73	66.01	*3.45	23.58	*5824	*429.9	*57.99	*1.80
% of Calories				12.42 %		34.7%	0%	33.4%	*0.3%		51.0%		18.2%				
Weekly Nutrient Guideline			450 - 500	<10	540			<=0									

Monday - 03/25/2024

Reimbursable Meal Total 100

	Portion Size	Reimb Qty	Cals ¹ (kcal)	S-Fat ¹ (g)	Sodm ¹ (mg)	Total Sugars (g)	Added Sugars (g)	T-Fat (g)	Tr-Fat ² (g)	Cholst (mg)	Carb (g)	Fiber (g)	Protn (g)	VIt-A (IU)	Calc ^m (mg)	Vit-C (mg)	Iron (mg)
000920 Cinnamon Rice Chex Cereal	1 each	100	120	0.00	170	6	*N/A*	2.50	0.00	0	22.00	1.00	1.00	400	80.0	4.80	7.20
000233 Graham Crackers	1 each	100	90	0.00	95	5	*N/A*	2.50	0.00	0	17.00	1.00	2.00	500	100.0	0.00	0.72
000673 Fresh Apple	1 each	100	116	0.06	2	23	*N/A*	0.38	0.00	0	30.80	5.35	0.58	120	13.4	10.26	0.27
000231 Skim Milk	8 oz	30	86	0.29	128	12	*N/A*	0.44	*N/A*	5	11.98	0.00	8.40	1131	503.9	2.47	0.10
000230 1% Lowfat Milk	8 oz	69	102	1.54	107	13	*N/A*	2.37	*N/A*	12	12.18	0.00	8.22	115	305.0	0.00	0.07
001160 Fat Free Lactose-Free Milk	8 oz	1	90	0.00	130	12	*N/A*	0.00	0.00	5	13.00	0.00	8.00	500	300.0	0.00	0.00
990383 Vanilla Soy milk	8 oz	0	140	0.50	110	15	*N/A*	4.50	0.00	0	17.00	2.00	8.00	500	300.0	0.00	1.08
Weighted Daily Average			424	1.21	381	47	0	7.15	*0.00	10	81.92	7.35	11.85	1444	558.0	15.80	8.27
% of Calories				2.57%		44.3%	0%	15.2%	*0.0%		77.3%		11.2%				
Weekly Nutrient Guideline			450 - 500	<10	540			<=0									

Tuesday - 03/26/2024

Reimbursable Meal Total 100

Base Menu Spreadsheet

Portion Values

Mar 4, 2024 thru Apr 5, 2024

	Portion Size	Reimb Qty	Cals ¹ (kcal)	S-Fat ¹ (g)	Sodm ¹ (mg)	Total Sugars (g)	Added Sugars (g)	T-Fat (g)	Tr-Fat ² (g)	Cholst (mg)	Carb (g)	Fiber (g)	Protn (g)	VIt-A (IU)	Calc ^m (mg)	Vit-C (mg)	Iron (mg)
000104 Cheesy Grits - 1 oz	.5 C	100	146	3.90	106	1	*N/A*	6.30	*0.00	18	17.99	0.35	4.30	241	80.7	0.00	0.22
990394 Turkey Bacon	2 each	95	40	0.00	190	0	*N/A*	3.00	0.00	10	0.00	0.00	4.00	0	0.0	0.00	0.00
000801 Veggie Breakfast Sausage Patty	1 each	5	70	0.00	250	1	*N/A*	2.50	0.00	0	4.00	1.00	9.00	0	0.0	0.00	1.80
000733 Scrambled Eggs	3 oz scoop	100	100	2.13	139	0	*N/A*	6.40	*0.00	242	0.03	0.01	8.54	*0	37.2	*0.00	1.43
000884 Fresh Pear	1 each	100	131	0.05	2	22	*N/A*	0.32	0.00	0	35.03	7.13	0.83	58	20.7	9.89	0.41
000231 Skim Milk	8 oz	30	86	0.29	128	12	*N/A*	0.44	*N/A*	5	11.98	0.00	8.40	1131	503.9	2.47	0.10
000230 1% Lowfat Milk	8 oz	69	102	1.54	107	13	*N/A*	2.37	*N/A*	12	12.18	0.00	8.22	115	305.0	0.00	0.07
001160 Fat Free Lactose-Free Milk	8 oz	1	90	0.00	130	12	*N/A*	0.00	0.00	5	13.00	0.00	8.00	500	300.0	0.00	0.00
990383 Vanilla Soy milk	8 oz	0	140	0.50	110	15	*N/A*	4.50	0.00	0	17.00	2.00	8.00	500	300.0	0.00	1.08
Weighted Daily Average			516	7.24	555	36	0	17.77	*0.00	279	65.37	7.54	26.19	*722	503.1	*10.63	2.23
% of Calories				12.63 %		27.9%	0%	31.0%	*0.0%		50.7%		20.3%				
Weekly Nutrient Guideline			450 - 500	<10	540			<=0									

Wednesday - 03/27/2024

Reimbursable Meal Total 100

	Portion Size	Reimb Qty	Cals ¹ (kcal)	S-Fat ¹ (g)	Sodm ¹ (mg)	Total Sugars (g)	Added Sugars (g)	T-Fat (g)	Tr-Fat ² (g)	Cholst (mg)	Carb (g)	Fiber (g)	Protn (g)	VIt-A (IU)	Calc ^m (mg)	Vit-C (mg)	Iron (mg)
000001 Whole Wheat Bagel	1 Whole	100	170	0.00	190	4	*N/A*	0.50	0.00	0	37.00	3.00	7.00	0	0.0	0.00	0.00
990427 Light Cream Cheese	1 each	100	59	2.84	90	1	*N/A*	4.73	*N/A*	15	1.91	0.00	2.22	156	42.0	0.00	0.05

Base Menu Spreadsheet

Portion Values

Mar 4, 2024 thru Apr 5, 2024

	Portion Size	Reimb Qty	Cals ¹ (kcal)	S-Fat ¹ (g)	Sodm ¹ (mg)	Total Sugars (g)	Added Sugars (g)	T-Fat (g)	Tr-Fat ² (g)	Cholst (mg)	Carb (g)	Fiber (g)	Protn (g)	Vit-A (IU)	Calc ^m (mg)	Vit-C (mg)	Iron (mg)
000603 Grape Jelly	1 each	100	35	0.00	0	8	*N/A*	0.00	0.00	0	9.00	0.00	0.00	0	0.0	0.00	0.00
990470 Fresh Orange	1 each	100	86	0.03	0	17	*N/A*	0.22	0.00	0	21.62	4.42	1.73	414	73.6	97.89	0.18
000231 Skim Milk	8 oz	30	86	0.29	128	12	*N/A*	0.44	*N/A*	5	11.98	0.00	8.40	1131	503.9	2.47	0.10
000230 1% Lowfat Milk	8 oz	69	102	1.54	107	13	*N/A*	2.37	*N/A*	12	12.18	0.00	8.22	115	305.0	0.00	0.07
001160 Fat Free Lactose-Free Milk	8 oz	1	90	0.00	130	12	*N/A*	0.00	0.00	5	13.00	0.00	8.00	500	300.0	0.00	0.00
990383 Vanilla Soy milk	8 oz	0	140	0.50	110	15	*N/A*	4.50	0.00	0	17.00	2.00	8.00	500	300.0	0.00	1.08
Weighted Daily Average			448	4.02	394	43	0	7.21	*0.00	25	81.65	7.42	19.23	994	480.2	98.63	0.31
% of Calories				8.08%		38.4%	0%	14.5%	*0.0%		72.9%		17.2%				
Weekly Nutrient Guideline			450 - 500	<10	540			<=0									

Thursday - 03/28/2024

Reimbursable Meal Total 100

	Portion Size	Reimb Qty	Cals ¹ (kcal)	S-Fat ¹ (g)	Sodm ¹ (mg)	Total Sugars (g)	Added Sugars (g)	T-Fat (g)	Tr-Fat ² (g)	Cholst (mg)	Carb (g)	Fiber (g)	Protn (g)	Vit-A (IU)	Calc ^m (mg)	Vit-C (mg)	Iron (mg)
990668 Egg & Cheese Breakfast Burrito	1 burrito	100	292	7.01	430	2	*N/A*	14.72	*0.00	256	22.51	2.01	14.90	*144	188.2	*0.00	2.43
000604 Hot Sauce	1 each	100	0	0.00	32	0	*N/A*	0.00	*N/A*	0	0.02	0.00	0.01	2	0.1	0.90	0.01
000175 Fresh Banana	1 each	100	105	0.13	1	14	*N/A*	0.39	0.00	0	26.95	3.07	1.29	76	5.9	10.27	0.31
000171 100% Orange Juice	4 oz	100	60	0.00	0	*N/A*	*N/A*	0.00	0.00	0	14.00	0.00	1.00	0	10.0	42.00	0.00
000231 Skim Milk	8 oz	30	86	0.29	128	12	*N/A*	0.44	*N/A*	5	11.98	0.00	8.40	1131	503.9	2.47	0.10
000230 1% Lowfat Milk	8 oz	69	102	1.54	107	13	*N/A*	2.37	*N/A*	12	12.18	0.00	8.22	115	305.0	0.00	0.07

Base Menu Spreadsheet

Portion Values

Mar 4, 2024 thru Apr 5, 2024

	Portion Size	Reimb Qty	Cals ¹ (kcal)	S-Fat ¹ (g)	Sodm ¹ (mg)	Total Sugars (g)	Added Sugars (g)	T-Fat (g)	Tr-Fat ² (g)	Cholst (mg)	Carb (g)	Fiber (g)	Protn (g)	VIt-A (IU)	Calc ^m (mg)	Vit-C (mg)	Iron (mg)
001160 Fat Free Lactose-Free Milk	8 oz	1	90	0.00	130	12	*N/A*	0.00	0.00	5	13.00	0.00	8.00	500	300.0	0.00	0.00
990383 Vanilla Soymilk	8 oz	0	140	0.50	110	15	*N/A*	4.50	0.00	0	17.00	2.00	8.00	500	300.0	0.00	1.08
Weighted Daily Average			555	8.30	577	*29	*0	16.88	*0.00	266	75.60	5.08	25.46	*645	568.8	*53.90	2.82
% of Calories				13.46 %		*20.9%	*0%	27.4%	*0.0%		54.5%		18.3%				
Weekly Nutrient Guideline			450 - 500	<10	540			<=0									

Friday - 03/29/2024

Reimbursable Meal Total 100

	Portion Size	Reimb Qty	Cals ¹ (kcal)	S-Fat ¹ (g)	Sodm ¹ (mg)	Total Sugars (g)	Added Sugars (g)	T-Fat (g)	Tr-Fat ² (g)	Cholst (mg)	Carb (g)	Fiber (g)	Protn (g)	VIt-A (IU)	Calc ^m (mg)	Vit-C (mg)	Iron (mg)
990813 Emoji Waffles	2 each	100	180	1.50	300	5	*N/A*	6.00	0.00	5	29.00	2.00	4.00	1000	260.0	0.00	3.60
990394 Turkey Bacon	2 each	95	40	0.00	190	0	*N/A*	3.00	0.00	10	0.00	0.00	4.00	0	0.0	0.00	0.00
000801 Veggie Breakfast Sausage Patty	1 each	5	70	0.00	250	1	*N/A*	2.50	0.00	0	4.00	1.00	9.00	0	0.0	0.00	1.80
000625 All Natural Syrup	1 each	100	35	0.00	5	8	*N/A*	0.00	0.00	0	8.00	0.00	0.00	0	0.0	0.00	0.00
000488 Butter PC	1 each	100	36	2.57	32	0	*N/A*	4.06	0.16	11	0.00	0.00	0.04	125	1.2	0.00	0.00
990421 Cantaloupe	1 C	100	53	0.08	25	12	*N/A*	0.30	0.00	0	12.73	1.40	1.31	5276	14.0	57.25	0.33
000231 Skim Milk	8 oz	30	86	0.29	128	12	*N/A*	0.44	*N/A*	5	11.98	0.00	8.40	1131	503.9	2.47	0.10
000230 1% Lowfat Milk	8 oz	69	102	1.54	107	13	*N/A*	2.37	*N/A*	12	12.18	0.00	8.22	115	305.0	0.00	0.07
001160 Fat Free Lactose-Free Milk	8 oz	1	90	0.00	130	12	*N/A*	0.00	0.00	5	13.00	0.00	8.00	500	300.0	0.00	0.00

Base Menu Spreadsheet

Portion Values

Mar 4, 2024 thru Apr 5, 2024

	Portion Size	Reimb Qty	Cals ¹ (kcal)	S-Fat ¹ (g)	Sodm ¹ (mg)	Total Sugars (g)	Added Sugars (g)	T-Fat (g)	Tr-Fat ² (g)	Cholst (mg)	Carb (g)	Fiber (g)	Protn (g)	VIt-A (IU)	Calc ^m (mg)	Vit-C (mg)	Iron (mg)
990383 Vanilla Soy milk	8 oz	0	140	0.50	110	15	*N/A*	4.50	0.00	0	17.00	2.00	8.00	500	300.0	0.00	1.08
Weighted Daily Average			443	5.30	669	38	0	15.09	*0.16	35	62.06	3.45	17.88	6824	639.9	57.99	4.10
% of Calories				10.77 %		34.3%	0%	30.7%	*0.3%		56.0%		16.1%				
Weekly Nutrient Guideline			450 - 500	<10	540			<=0									

Monday - 04/01/2024

Reimbursable Meal Total 100

	Portion Size	Reimb Qty	Cals ¹ (kcal)	S-Fat ¹ (g)	Sodm ¹ (mg)	Total Sugars (g)	Added Sugars (g)	T-Fat (g)	Tr-Fat ² (g)	Cholst (mg)	Carb (g)	Fiber (g)	Protn (g)	VIt-A (IU)	Calc ^m (mg)	Vit-C (mg)	Iron (mg)
990880 DOL granola	3 oz scoop	100	152	0.00	15	11	11	5.32	0.00	0	25.82	1.52	3.04	0	15.2	0.00	1.06
990703 Nonfat Yogurt	4 oz/1 each	100	90	0.00	53	14	*N/A*	0.00	0.00	0	19.00	0.00	3.00	0	290.0	0.41	0.00
000673 Fresh Apple	1 each	100	116	0.06	2	23	*N/A*	0.38	0.00	0	30.80	5.35	0.58	120	13.4	10.26	0.27
000231 Skim Milk	8 oz	30	86	0.29	128	12	*N/A*	0.44	*N/A*	5	11.98	0.00	8.40	1131	503.9	2.47	0.10
000230 1% Lowfat Milk	8 oz	69	102	1.54	107	13	*N/A*	2.37	*N/A*	12	12.18	0.00	8.22	115	305.0	0.00	0.07
001160 Fat Free Lactose-Free Milk	8 oz	1	90	0.00	130	12	*N/A*	0.00	0.00	5	13.00	0.00	8.00	500	300.0	0.00	0.00
990383 Vanilla Soy milk	8 oz	0	140	0.50	110	15	*N/A*	4.50	0.00	0	17.00	2.00	8.00	500	300.0	0.00	1.08
Weighted Daily Average			455	1.21	185	60	11	7.46	*0.00	10	87.74	6.87	14.89	544	683.2	11.41	1.41
% of Calories				2.39%		52.7%	9.7%	14.8%	*0.0%		77.1%		13.1%				
Weekly Nutrient Guideline			450 - 500	<10	540			<=0									

Tuesday - 04/02/2024

Reimbursable Meal Total 100

Base Menu Spreadsheet

Portion Values

Mar 4, 2024 thru Apr 5, 2024

	Portion Size	Reimb Qty	Cals ¹ (kcal)	S-Fat ¹ (g)	Sodm ¹ (mg)	Total Sugars (g)	Added Sugars (g)	T-Fat (g)	Tr-Fat ² (g)	Cholst (mg)	Carb (g)	Fiber (g)	Protn (g)	VIt-A (IU)	Calcm (mg)	Vit-C (mg)	Iron (mg)
990712 Blueberry Chex Cereal	1 cup / 1 each	100	120	0.00	180	6	*N/A*	2.50	0.00	0	23.00	1.00	1.00	300	60.0	3.60	8.10
000233 Graham Crackers	1 each	100	90	0.00	95	5	*N/A*	2.50	0.00	0	17.00	1.00	2.00	500	100.0	0.00	0.72
000884 Fresh Pear	1 each	100	131	0.05	2	22	*N/A*	0.32	0.00	0	35.03	7.13	0.83	58	20.7	9.89	0.41
000231 Skim Milk	8 oz	30	86	0.29	128	12	*N/A*	0.44	*N/A*	5	11.98	0.00	8.40	1131	503.9	2.47	0.10
000230 1% Lowfat Milk	8 oz	69	102	1.54	107	13	*N/A*	2.37	*N/A*	12	12.18	0.00	8.22	115	305.0	0.00	0.07
001160 Fat Free Lactose-Free Milk	8 oz	1	90	0.00	130	12	*N/A*	0.00	0.00	5	13.00	0.00	8.00	500	300.0	0.00	0.00
990383 Vanilla Soy milk	8 oz	0	140	0.50	110	15	*N/A*	4.50	0.00	0	17.00	2.00	8.00	500	300.0	0.00	1.08
Weighted Daily Average			439	1.20	391	46	0	7.09	*0.00	10	87.15	9.13	12.10	1281	545.3	14.23	9.31
% of Calories				2.46%		41.9%	0%	14.5%	*0.0%		79.4%		11.0%				
Weekly Nutrient Guideline			450 - 500	<10	540			<=0									

Wednesday - 04/03/2024

Reimbursable Meal Total 100

	Portion Size	Reimb Qty	Cals ¹ (kcal)	S-Fat ¹ (g)	Sodm ¹ (mg)	Total Sugars (g)	Added Sugars (g)	T-Fat (g)	Tr-Fat ² (g)	Cholst (mg)	Carb (g)	Fiber (g)	Protn (g)	VIt-A (IU)	Calcm (mg)	Vit-C (mg)	Iron (mg)
000671 Pineapple Carrot Bread	4 oz	100	328	1.37	222	34	*N/A*	8.53	*0.00	27	59.13	3.38	5.24	*958	*66.5	*3.99	*1.93
000673 Fresh Apple	1 each	100	116	0.06	2	23	*N/A*	0.38	0.00	0	30.80	5.35	0.58	120	13.4	10.26	0.27
000231 Skim Milk	8 oz	30	86	0.29	128	12	*N/A*	0.44	*N/A*	5	11.98	0.00	8.40	1131	503.9	2.47	0.10
000230 1% Lowfat Milk	8 oz	69	102	1.54	107	13	*N/A*	2.37	*N/A*	12	12.18	0.00	8.22	115	305.0	0.00	0.07

Base Menu Spreadsheet

Portion Values

Mar 4, 2024 thru Apr 5, 2024

	Portion Size	Reimb Qty	Cals ¹ (kcal)	S-Fat ¹ (g)	Sodm ¹ (mg)	Total Sugars (g)	Added Sugars (g)	T-Fat (g)	Tr-Fat ² (g)	Cholst (mg)	Carb (g)	Fiber (g)	Protn (g)	VIt-A (IU)	Calc ^m (mg)	Vit-C (mg)	Iron (mg)
001160 Fat Free Lactose-Free Milk	8 oz	1	90	0.00	130	12	*N/A*	0.00	0.00	5	13.00	0.00	8.00	500	300.0	0.00	0.00
990383 Vanilla Soy milk	8 oz	0	140	0.50	110	15	*N/A*	4.50	0.00	0	17.00	2.00	8.00	500	300.0	0.00	1.08
Weighted Daily Average			542	2.58	339	69	0	10.67	*0.00	37	102.05	8.73	14.09	*1502	*444.5	*14.99	*2.28
% of Calories				4.28%		50.9%	0%	17.7%	*0.0%		75.3%		10.4%				
Weekly Nutrient Guideline			450 - 500	<10	540			<=0									

Thursday - 04/04/2024

Reimbursable Meal Total 100

	Portion Size	Reimb Qty	Cals ¹ (kcal)	S-Fat ¹ (g)	Sodm ¹ (mg)	Total Sugars (g)	Added Sugars (g)	T-Fat (g)	Tr-Fat ² (g)	Cholst (mg)	Carb (g)	Fiber (g)	Protn (g)	VIt-A (IU)	Calc ^m (mg)	Vit-C (mg)	Iron (mg)
000455 Whole Grain Biscuit	1 each	100	170	5.00	330	2	*N/A*	8.00	0.00	0	22.00	2.00	4.00	0	140.0	0.00	1.20
001128 Turkey Sausage Patty	1 each	95	60	1.00	90	0	*N/A*	4.00	0.00	30	0.00	0.00	6.00	0	20.0	0.00	0.72
000801 Veggie Breakfast Sausage Patty	1 each	5	70	0.00	250	1	*N/A*	2.50	0.00	0	4.00	1.00	9.00	0	0.0	0.00	1.80
000927 Honey PC	1 each	100	43	0.00	1	11	*N/A*	0.00	*N/A*	0	11.54	0.03	0.04	0	0.8	0.07	0.06
000175 Fresh Banana	1 each	100	105	0.13	1	14	*N/A*	0.39	0.00	0	26.95	3.07	1.29	76	5.9	10.27	0.31
000171 100% Orange Juice	4 oz	100	60	0.00	0	*N/A*	*N/A*	0.00	0.00	0	14.00	0.00	1.00	0	10.0	42.00	0.00
000231 Skim Milk	8 oz	30	86	0.29	128	12	*N/A*	0.44	*N/A*	5	11.98	0.00	8.40	1131	503.9	2.47	0.10
000230 1% Lowfat Milk	8 oz	69	102	1.54	107	13	*N/A*	2.37	*N/A*	12	12.18	0.00	8.22	115	305.0	0.00	0.07
001160 Fat Free Lactose-Free Milk	8 oz	1	90	0.00	130	12	*N/A*	0.00	0.00	5	13.00	0.00	8.00	500	300.0	0.00	0.00

Base Menu Spreadsheet

Portion Values

Mar 4, 2024 thru Apr 5, 2024

	Portion Size	Reimb Qty	Cals ¹ (kcal)	S-Fat ¹ (g)	Sodm ¹ (mg)	Total Sugars (g)	Added Sugars (g)	T-Fat (g)	Tr-Fat ² (g)	Cholst (mg)	Carb (g)	Fiber (g)	Protn (g)	VIt-A (IU)	CalcM (mg)	Vit-C (mg)	Iron (mg)
990383 Vanilla Soy milk	8 oz	0	140	0.50	110	15	*N/A*	4.50	0.00	0	17.00	2.00	8.00	500	300.0	0.00	1.08
Weighted Daily Average			536	7.23	544	*40	*0	14.08	*0.00	38	86.81	5.15	20.75	499	540.4	53.08	2.42
% of Calories				12.14 %		*29.9%	*0%	23.6%	*0.0%		64.8%		15.5%				
Weekly Nutrient Guideline			450 - 500	<10	540			<=0									

Friday - 04/05/2024

Reimbursable Meal Total 100

	Portion Size	Reimb Qty	Cals ¹ (kcal)	S-Fat ¹ (g)	Sodm ¹ (mg)	Total Sugars (g)	Added Sugars (g)	T-Fat (g)	Tr-Fat ² (g)	Cholst (mg)	Carb (g)	Fiber (g)	Protn (g)	VIt-A (IU)	CalcM (mg)	Vit-C (mg)	Iron (mg)
990801 Bakecrafters Buttermilk Pancakes	1 package	100	170	0.50	210	12	*N/A*	3.50	0.00	10	32.00	2.00	4.00	0	50.0	0.00	1.30
000733 Scrambled Eggs	3 oz scoop	100	100	2.13	139	0	*N/A*	6.40	*0.00	242	0.03	0.01	8.54	*0	37.2	*0.00	1.43
000625 All Natural Syrup	1 each	100	35	0.00	5	8	*N/A*	0.00	0.00	0	8.00	0.00	0.00	0	0.0	0.00	0.00
000488 Butter PC	1 each	100	36	2.57	32	0	*N/A*	4.06	0.16	11	0.00	0.00	0.04	125	1.2	0.00	0.00
990421 Cantaloupe	1 C	100	53	0.08	25	12	*N/A*	0.30	0.00	0	12.73	1.40	1.31	5276	14.0	57.25	0.33
000231 Skim Milk	8 oz	30	86	0.29	128	12	*N/A*	0.44	*N/A*	5	11.98	0.00	8.40	1131	503.9	2.47	0.10
000230 1% Lowfat Milk	8 oz	69	102	1.54	107	13	*N/A*	2.37	*N/A*	12	12.18	0.00	8.22	115	305.0	0.00	0.07
001160 Fat Free Lactose-Free Milk	8 oz	1	90	0.00	130	12	*N/A*	0.00	0.00	5	13.00	0.00	8.00	500	300.0	0.00	0.00

Base Menu Spreadsheet

Portion Values

Mar 4, 2024 thru Apr 5, 2024

	Portion Size	Reimb Qty	Cals ¹ (kcal)	S-Fat ¹ (g)	Sodm ¹ (mg)	Total Sugars (g)	Added Sugars (g)	T-Fat (g)	Tr-Fat ² (g)	Cholst (mg)	Carb (g)	Fiber (g)	Protn (g)	VIt-A (IU)	CalcM (mg)	Vit-C (mg)	Iron (mg)
990383 Vanilla Soy milk	8 oz	0	140	0.50	110	15	*N/A*	4.50	0.00	0	17.00	2.00	8.00	500	300.0	0.00	1.08
Weighted Daily Average			491	6.43	525	45	0	16.02	*0.16	272	64.88	3.42	22.16	*5825	467.0	*57.99	3.14
% of Calories				11.79 %		36.7%	0%	29.4%	*0.3%		52.9%		18.1%				
Weekly Nutrient Guideline			450 - 500	<10	540			<=0									

	Cals ¹ (kcal)	S-Fat ¹ (g)	Sodm ¹ (mg)	Total Sugars (g)	Added Sugars (g)	T-Fat (g)	Tr-Fat ² (g)	Cholst (mg)	Carb (g)	Fiber (g)	Protn (g)	VIt-A (IU)	CalcM (mg)	Vit-C (mg)	Iron (mg)
Weighted Averages	484	4	426	*49	*2	11.01	*0.03	73	82.44	*6.68	17.91	*1900	*521.4	*41.05	*2.95
% of Calories		7.08%		*40.5%	*1.7%	20.5%	*0.1%		68.1%		14.8%				

- *N/A* - denotes a nutrient that is either missing or incomplete for an individual ingredient
- * - denotes combined nutrient totals with either missing or incomplete nutrient data
- ¹ - denotes required nutrient values
- ² - Trans Fat value is provided for informational purposes only, not for monitoring purposes.

NOTICE: The data contained within this report and the Mosaic® Menu Planning and Nutritional Analysis software should not be used for and does not provide menu planning for a child with a medical condition or food allergy. Ingredients and menu items are subject to change or substitution without notice. Please consult a medical professional for assistance in planning for or treating medical conditions.



In accordance with Federal civil rights law and U.S. Department of Agriculture (USDA) civil rights regulations and policies, the USDA, its Agencies, offices, and employees, and institutions participating in or administering USDA programs are prohibited from discriminating based on race, color, national origin, sex, disability, age, or reprisal or retaliation for prior civil rights activity in any program or activity conducted or funded by USDA.

Persons with disabilities who require alternative means of communication for program information (e.g. Braille, large print, audiotape, American Sign Language, etc.), should contact the Agency (State or local) where they applied for benefits. Individuals who are deaf, hard of hearing or have speech disabilities may contact USDA through the Federal Relay Service at (800) 877-8339. Additionally, program information may be made available in languages other than English.

To file a program complaint of discrimination, complete the [USDA Program Discrimination Complaint Form](#), (AD-3027) found online at: [How to File a Complaint](#), and at any USDA office, or write a letter addressed to USDA and provide in the letter all of the information requested in the form. To request a copy of the complaint form, call (866) 632-9992. Submit your completed form or letter to USDA by:

- (1) mail: U.S. Department of Agriculture
Office of the Assistant Secretary for Civil Rights
1400 Independence Avenue, SW
Washington, D.C. 20250-9410;
- (2) fax: (202) 690-7442;
- (3) email: program.intake@usda.gov.

This institution is an equal opportunity provider.



March Lunch Menu

LUNCH ECE

What do the colors on the menu mean?

GREEN = locally-sourced

= vegetarian entree

All grains served are whole grain rich
Student's choice of skim or 1% milk provided at every meal.

Menu subject to change based on availability

This institution is an equal opportunity provider



NATIONAL NUTRITION MONTH

March is National Nutrition Month!
 This year we are celebrating by going Beyond the Table and highlighting local menu options.

Local options

- CHICKEN DRUMS
- FISH
- CABBAGE
- BROCCOLI
- CAULIFLOWER
- PEARS
- APPLES
- CORN
- SQUASH
- POTATOES
- KALE
- COLLARD GREENS
- GREEN BEANS
- LETTUCE
- GRANOLA



MONDAY	TUESDAY	WEDNESDAY	THURSDAY	FRIDAY
<p>4</p> <ul style="list-style-type: none"> all beef hot dog (sliced lengthwise) veggie burger whole grain bun bbq baked beans ketchup & mustard chilled pears 	<p>5</p> <ul style="list-style-type: none"> cajun fish tacos bean & cheese tacos baja cream sauce steamed corn fresh orange wedges 	<p>6</p> <ul style="list-style-type: none"> diced herb roasted chicken veggie chik'n nuggets cornbread muffin roasted cauliflower ketchup 100% apple juice 	<p>7</p> <ul style="list-style-type: none"> chicken alfredo veggie chik'n nugget alfredo whole grain penne steamed broccoli fresh cantaloupe 	<p>8</p> <ul style="list-style-type: none"> grilled cheese sweet potato fries ketchup applesauce
<p>11</p> <ul style="list-style-type: none"> cheese pizza steamed green peas chilled pears 	<p>12</p> <ul style="list-style-type: none"> beef & cheese nachos bean & cheese nachos southwest taco corn sour cream fresh orange wedges 	<p>13</p> <ul style="list-style-type: none"> chicken stir fry super sesame tofu brown rice steamed carrots 100% apple juice 	<p>no school no school</p>	
<p>18</p> <ul style="list-style-type: none"> beef burger veggie burger whole grain bun roasted cauliflower ketchup & mustard chilled pears 	<p>19</p> <ul style="list-style-type: none"> cumin lime chicken tacos cheese quesadilla sauteed peppers & onions sour cream fresh orange wedges 	<p>20</p> <ul style="list-style-type: none"> diced bbq chicken tender bbq veggie chik'n nuggets mac & cheese whole grain roll cinnamon roasted butternut squash 100% apple juice 	<p>21</p> <ul style="list-style-type: none"> turkey meatballs tofu bolognese whole grain spaghetti mushroom bolognese fresh cantaloupe 	<p>22</p> <ul style="list-style-type: none"> crispy fish sandwich grilled cheese sauteed green beans applesauce
<p>25</p> <ul style="list-style-type: none"> cheese pizza roasted broccoli chilled pears 	<p>26</p> <ul style="list-style-type: none"> beef & cheese tacos sofritas tacos roasted tomato salsa fresh orange wedges 	<p>27</p> <ul style="list-style-type: none"> sweet chili chicken sweet chili tofu brown rice glazed carrots 100% apple juice 	<p>28</p> <ul style="list-style-type: none"> turkey sloppy joe lentil sloppy joe whole grain bun sweet potato fries ketchup fresh cantaloupe 	<p>29</p> <ul style="list-style-type: none"> diced crispy chicken tender veggie chik'n nuggets whole grain roll mashed potatoes ketchup applesauce
<p>4/1</p> <ul style="list-style-type: none"> all beef hot dog (sliced lengthwise) veggie burger whole grain bun bbq baked beans ketchup & mustard chilled pears 	<p>4/2</p> <ul style="list-style-type: none"> cajun fish tacos bean & cheese tacos baja cream sauce chili black beans steamed corn fresh orange wedges 	<p>4/3</p> <ul style="list-style-type: none"> diced herb roasted chicken veggie chik'n nuggets cornbread muffin roasted cauliflower ketchup 100% apple juice 	<p>4/4</p> <ul style="list-style-type: none"> chicken alfredo veggie chik'n nugget alfredo whole grain penne steamed broccoli fresh cantaloupe 	<p>4/5</p> <p style="text-align: center;">no school</p>

Base Menu Spreadsheet

Portion Values

Mar 4, 2024 thru Apr 5, 2024

Menu Name: Private/Charter Lunch ECE **Include Cost:** No
Site: **Report Style:** Detailed
Use Alternate Menu Name: No

Monday - 03/04/2024 Reimbursable Meal Total 100

	Portion Size	Reimb Qty	Cals ¹ (kcal)	S-Fat ¹ (g)	Sodm ¹ (mg)	Total Sugars (g)	Added Sugars (g)	T-Fat (g)	Tr-Fat ² (g)	Cholst (mg)	Carb (g)	Fiber (g)	Protn (g)	Vit-A (IU)	Calc ^m (mg)	Vit-C (mg)	Iron (mg)
000240 All Beef Hot Dog on a WW Bun	1 each	95	320	7.00	710	4	*N/A*	17.50	0.00	35	30.00	4.00	11.00	0	40.0	1.20	2.16
000409 Veggie Burger on WW Bun	1 each	5	256	0.68	548	5	*N/A*	5.42	0.00	0	46.77	10.15	16.25	0	74.7	0.00	3.42
001176 BBQ Baked Beans	3oz scoop	100	136	0.58	101	4	*N/A*	4.02	*0.00	0	20.37	3.70	5.52	*278	*54.9	*0.25	*2.04
000556 Ketchup	1 each	100	10	0.00	100	0	*N/A*	0.00	0.00	0	2.00	0.00	0.00	0	0.0	0.00	0.00
000557 Mustard	1 each	100	10	0.00	71	*N/A*	*N/A*	0.00	*N/A*	0	0.00	0.00	0.00	0	0.0	0.00	0.00
990261 Chilled Pears	.5 C	100	101	0.00	8	*N/A*	*N/A*	0.20	*N/A*	0	25.89	5.45	0.83	18	20.2	3.23	0.58
000231 Skim Milk	8 oz	30	86	0.29	128	12	*N/A*	0.44	*N/A*	5	11.98	0.00	8.40	1131	503.9	2.47	0.10
000230 1% Lowfat Milk	8 oz	69	102	1.54	107	13	*N/A*	2.37	*N/A*	12	12.18	0.00	8.22	115	305.0	0.00	0.07
001160 Fat Free Lactose-Free Milk	8 oz	1	90	0.00	130	12	*N/A*	0.00	0.00	5	13.00	0.00	8.00	500	300.0	0.00	0.00
990383 Vanilla Soy milk	8 oz	0	140	0.50	110	15	*N/A*	4.50	0.00	0	17.00	2.00	8.00	500	300.0	0.00	1.08
Weighted Daily Average			672	8.42	1096	*21	*0	22.88	*0.00	43	91.22	13.45	25.88	*720	*481.4	*5.36	*4.93
% of Calories				11.28 %		*12.5%	*0%	30.6%	*0.0%		54.3%		15.4%				
Weekly Nutrient Guideline			550 - 650	<10	1110			<=0									

Tuesday - 03/05/2024 Reimbursable Meal Total 100

Base Menu Spreadsheet

DC Central Kitchen

Portion Values

Mar 4, 2024 thru Apr 5, 2024

	Portion Size	Reimb Qty	Cals ¹ (kcal)	S-Fat ¹ (g)	Sodm ¹ (mg)	Total Sugars (g)	Added Sugars (g)	T-Fat (g)	Tr-Fat ² (g)	Cholst (mg)	Carb (g)	Fiber (g)	Protn (g)	VIt-A (IU)	Calc ^m (mg)	Vit-C (mg)	Iron (mg)
990819 Cajun Fish Tacos	2 each	95	240	1.10	360	0	0	6.18	*0.00	69	27.05	4.38	23.22	*363	*83.9	*0.24	*0.19
000706 Black Bean & Cheese Taco	2 each	5	404	4.67	447	*1	*N/A*	12.46	*0.00	15	59.90	12.49	18.73	*718	*252.0	*13.00	*2.95
001097 Steamed Corn	.25 C	100	46	0.21	48	1	*N/A*	1.44	*0.00	0	8.47	0.86	1.24	*80	*1.6	*2.62	*0.17
990806 Baja Cream Sauce	1 oz	100	38	1.64	83	0	*N/A*	2.65	*0.00	9	2.22	0.04	1.11	98	42.9	0.67	0.06
000135 Orange Wedges	.5 C / 3 wedges	100	43	0.01	0	9	*N/A*	0.11	0.00	0	10.81	2.21	0.86	207	36.8	48.94	0.09
000231 Skim Milk	8 oz	30	86	0.29	128	12	*N/A*	0.44	*N/A*	5	11.98	0.00	8.40	1131	503.9	2.47	0.10
000230 1% Lowfat Milk	8 oz	69	102	1.54	107	13	*N/A*	2.37	*N/A*	12	12.18	0.00	8.22	115	305.0	0.00	0.07
001160 Fat Free Lactose-Free Milk	8 oz	1	90	0.00	130	12	*N/A*	0.00	0.00	5	13.00	0.00	8.00	500	300.0	0.00	0.00
990383 Vanilla Soy milk	8 oz	0	140	0.50	110	15	*N/A*	4.50	0.00	0	17.00	2.00	8.00	500	300.0	0.00	1.08
Weighted Daily Average			473	4.30	609	*23	*0	12.46	*0.00	85	62.32	7.89	34.47	*1188	*538.3	*53.85	*0.73
% of Calories				8.18%		*19.5%	*0%	23.7%	*0.0%		52.7%		29.2%				
Weekly Nutrient Guideline			550 - 650	<10	1110			<=0									

Wednesday - 03/06/2024

Reimbursable Meal Total 100

	Portion Size	Reimb Qty	Cals ¹ (kcal)	S-Fat ¹ (g)	Sodm ¹ (mg)	Total Sugars (g)	Added Sugars (g)	T-Fat (g)	Tr-Fat ² (g)	Cholst (mg)	Carb (g)	Fiber (g)	Protn (g)	VIt-A (IU)	Calc ^m (mg)	Vit-C (mg)	Iron (mg)
000378 Herb Roasted Chicken Tender	3 oz scoop	95	99	0.34	123	0	*N/A*	2.28	*0.00	48	0.36	0.19	18.80	*17	*7.9	*2.90	*0.80
990376 Veggie Chik'n Nuggets	5 each	5	225	1.25	438	2	*N/A*	10.00	0.00	0	22.50	5.00	15.00	0	50.0	0.00	2.25
000556 Ketchup	1 each	100	10	0.00	100	0	*N/A*	0.00	0.00	0	2.00	0.00	0.00	0	0.0	0.00	0.00

Base Menu Spreadsheet

Portion Values

Mar 4, 2024 thru Apr 5, 2024

	Portion Size	Reimb Qty	Cals ¹ (kcal)	S-Fat ¹ (g)	Sodm ¹ (mg)	Total Sugars (g)	Added Sugars (g)	T-Fat (g)	Tr-Fat ² (g)	Cholst (mg)	Carb (g)	Fiber (g)	Protn (g)	VIt-A (IU)	Calc ^m (mg)	Vit-C (mg)	Iron (mg)
000850 WG Cornbread Muffin - Small	1 each	100	150	0.50	90	9	*N/A*	5.00	0.00	15	23.00	1.00	3.00	0	20.0	0.00	0.72
001145 Roasted Cauliflower	2oz scoop	100	48	0.46	125	2	*N/A*	2.53	*0.00	0	5.37	2.10	2.03	*0	*23.2	*49.68	*0.46
000170 100% Apple Juice	4 oz	100	70	0.00	0	*N/A*	*N/A*	0.00	0.00	0	16.00	0.00	0.00	0	0.0	0.00	0.00
000231 Skim Milk	8 oz	30	86	0.29	128	12	*N/A*	0.44	*N/A*	5	11.98	0.00	8.40	1131	503.9	2.47	0.10
000230 1% Lowfat Milk	8 oz	69	102	1.54	107	13	*N/A*	2.37	*N/A*	12	12.18	0.00	8.22	115	305.0	0.00	0.07
001160 Fat Free Lactose-Free Milk	8 oz	1	90	0.00	130	12	*N/A*	0.00	0.00	5	13.00	0.00	8.00	500	300.0	0.00	0.00
990383 Vanilla Soy milk	8 oz	0	140	0.50	110	15	*N/A*	4.50	0.00	0	17.00	2.00	8.00	500	300.0	0.00	1.08
Weighted Daily Average			480	2.49	567	*24	*0	11.97	*0.00	71	59.96	3.54	31.91	*440	*417.8	*53.18	*2.12
% of Calories				4.67%		*20.0%	*0%	22.4%	*0.0%		50.0%		26.6%				
Weekly Nutrient Guideline			550 - 650	<10	1110			<=0									

Thursday - 03/07/2024

Reimbursable Meal Total 100

	Portion Size	Reimb Qty	Cals ¹ (kcal)	S-Fat ¹ (g)	Sodm ¹ (mg)	Total Sugars (g)	Added Sugars (g)	T-Fat (g)	Tr-Fat ² (g)	Cholst (mg)	Carb (g)	Fiber (g)	Protn (g)	VIt-A (IU)	Calc ^m (mg)	Vit-C (mg)	Iron (mg)
990300 Chicken Alfredo	4 oz	95	142	1.94	268	2	*N/A*	5.08	*0.00	57	3.39	0.12	21.29	*55	*42.7	*2.54	*0.62
990805 Veggie Chik'n Alfredo	5 nuggets	5	291	3.19	678	4	*N/A*	15.08	*0.00	8	25.89	5.12	17.59	*55	*92.7	*0.05	*2.38
000521 Whole Wheat Penne Pasta	.5 C	100	120	0.32	98	0	*N/A*	2.95	*0.00	0	19.31	2.36	3.30	*0	*14.0	*0.00	*0.85
001095 Steamed Broccoli	.25 C	100	31	0.28	63	1	*N/A*	1.80	*0.00	0	3.20	1.26	1.36	301	22.7	43.05	0.36
990424 Cantaloupe	.5 C	100	27	0.04	12	6	*N/A*	0.15	0.00	0	6.36	0.70	0.66	2638	7.0	28.63	0.16

Base Menu Spreadsheet

Portion Values

Mar 4, 2024 thru Apr 5, 2024

	Portion Size	Reimb Qty	Cals ¹ (kcal)	S-Fat ¹ (g)	Sodm ¹ (mg)	Total Sugars (g)	Added Sugars (g)	T-Fat (g)	Tr-Fat ² (g)	Cholst (mg)	Carb (g)	Fiber (g)	Protn (g)	Vit-A (IU)	Calc ^m (mg)	Vit-C (mg)	Iron (mg)
000231 Skim Milk	8 oz	30	86	0.29	128	12	*N/A*	0.44	*N/A*	5	11.98	0.00	8.40	1131	503.9	2.47	0.10
000230 1% Lowfat Milk	8 oz	69	102	1.54	107	13	*N/A*	2.37	*N/A*	12	12.18	0.00	8.22	115	305.0	0.00	0.07
001160 Fat Free Lactose-Free Milk	8 oz	1	90	0.00	130	12	*N/A*	0.00	0.00	5	13.00	0.00	8.00	500	300.0	0.00	0.00
990383 Vanilla Soy milk	8 oz	0	140	0.50	110	15	*N/A*	4.50	0.00	0	17.00	2.00	8.00	500	300.0	0.00	1.08
Weighted Daily Average			424	3.79	576	22	0	12.24	*0.00	64	45.52	4.69	34.69	*3417	*453.5	*74.83	*2.16
% of Calories				8.04%		20.8%	0%	26.0%	*0.0%		42.9%		32.7%				
Weekly Nutrient Guideline			550 - 650	<10	1110			<=0									

Friday - 03/08/2024

Reimbursable Meal Total 100

	Portion Size	Reimb Qty	Cals ¹ (kcal)	S-Fat ¹ (g)	Sodm ¹ (mg)	Total Sugars (g)	Added Sugars (g)	T-Fat (g)	Tr-Fat ² (g)	Cholst (mg)	Carb (g)	Fiber (g)	Protn (g)	Vit-A (IU)	Calc ^m (mg)	Vit-C (mg)	Iron (mg)
000539 Grilled Cheese on WW Bread	1 each	100	340	9.00	660	*0	*N/A*	16.00	0.00	40	32.00	4.00	20.00	600	520.0	0.00	1.44
001103 Sweet Potato Fries	2oz scoop	100	54	0.17	74	2	*N/A*	1.16	*0.00	0	10.19	1.54	0.82	*7113	*15.4	*1.21	*0.33
000556 Ketchup	1 each	100	10	0.00	100	0	*N/A*	0.00	0.00	0	2.00	0.00	0.00	0	0.0	0.00	0.00
001084 Cinnamon Applesauce Cup	1 each	100	60	0.00	10	12	*N/A*	0.00	0.00	0	15.00	2.00	0.00	0	0.0	60.00	0.00
000231 Skim Milk	8 oz	30	86	0.29	128	12	*N/A*	0.44	*N/A*	5	11.98	0.00	8.40	1131	503.9	2.47	0.10
000230 1% Lowfat Milk	8 oz	69	102	1.54	107	13	*N/A*	2.37	*N/A*	12	12.18	0.00	8.22	115	305.0	0.00	0.07
001160 Fat Free Lactose-Free Milk	8 oz	1	90	0.00	130	12	*N/A*	0.00	0.00	5	13.00	0.00	8.00	500	300.0	0.00	0.00

Base Menu Spreadsheet

Portion Values

Mar 4, 2024 thru Apr 5, 2024

	Portion Size	Reimb Qty	Cals ¹ (kcal)	S-Fat ¹ (g)	Sodm ¹ (mg)	Total Sugars (g)	Added Sugars (g)	T-Fat (g)	Tr-Fat ² (g)	Cholst (mg)	Carb (g)	Fiber (g)	Protn (g)	VIt-A (IU)	Calc ^m (mg)	Vit-C (mg)	Iron (mg)
990383 Vanilla Soy milk	8 oz	0	140	0.50	110	15	*N/A*	4.50	0.00	0	17.00	2.00	8.00	500	300.0	0.00	1.08
Weighted Daily Average			562	10.32	958	*27	*0	18.92	*0.00	50	71.31	7.54	29.09	*8136	*900.1	*61.95	*1.85
% of Calories				16.53 %		*19.2%	*0%	30.3%	*0.0%		50.8%		20.7%				
Weekly Nutrient Guideline			550 - 650	<10	1110			<=0									

Monday - 03/11/2024

Reimbursable Meal Total 100

	Portion Size	Reimb Qty	Cals ¹ (kcal)	S-Fat ¹ (g)	Sodm ¹ (mg)	Total Sugars (g)	Added Sugars (g)	T-Fat (g)	Tr-Fat ² (g)	Cholst (mg)	Carb (g)	Fiber (g)	Protn (g)	VIt-A (IU)	Calc ^m (mg)	Vit-C (mg)	Iron (mg)
990871 MP Cheese Pizza	1 each	100	310	5.00	590	3	1	12.00	0.00	25	37.00	4.00	16.00	0	310.0	0.00	1.90
001101 Steamed Green Peas	.25 C	100	46	0.18	98	2	*N/A*	1.27	*0.00	0	6.44	2.13	2.47	974	10.4	8.52	0.73
990261 Chilled Pears	.5 C	100	101	0.00	8	*N/A*	*N/A*	0.20	*N/A*	0	25.89	5.45	0.83	18	20.2	3.23	0.58
000231 Skim Milk	8 oz	30	86	0.29	128	12	*N/A*	0.44	*N/A*	5	11.98	0.00	8.40	1131	503.9	2.47	0.10
000230 1% Lowfat Milk	8 oz	69	102	1.54	107	13	*N/A*	2.37	*N/A*	12	12.18	0.00	8.22	115	305.0	0.00	0.07
001160 Fat Free Lactose-Free Milk	8 oz	1	90	0.00	130	12	*N/A*	0.00	0.00	5	13.00	0.00	8.00	500	300.0	0.00	0.00
990383 Vanilla Soy milk	8 oz	0	140	0.50	110	15	*N/A*	4.50	0.00	0	17.00	2.00	8.00	500	300.0	0.00	1.08
Weighted Daily Average			554	6.33	810	*18	*1	15.24	*0.00	35	81.46	11.58	27.57	1415	705.2	12.49	3.30
% of Calories				10.28 %		*13.0%	*0.7%	24.8%	*0.0%		58.8%		19.9%				
Weekly Nutrient Guideline			550 - 650	<10	1110			<=0									

Tuesday - 03/12/2024

Reimbursable Meal Total 100

Base Menu Spreadsheet

Portion Values

Mar 4, 2024 thru Apr 5, 2024

	Portion Size	Reimb Qty	Cals ¹ (kcal)	S-Fat ¹ (g)	Sodm ¹ (mg)	Total Sugars (g)	Added Sugars (g)	T-Fat (g)	Tr-Fat ² (g)	Cholst (mg)	Carb (g)	Fiber (g)	Protn (g)	Vit-A (IU)	Calc ^m (mg)	Vit-C (mg)	Iron (mg)
990785 Beef and Cheese Nachos ECE	see recipe	95	446	11.88	634	3	*N/A*	26.59	*0.50	91	25.09	*2.82	27.95	*1439	*273.5	*22.13	*2.57
990786 Bean and Cheese Nachos ECE	See recipe	5	355	8.79	599	3	*N/A*	18.53	*0.00	40	33.39	*6.35	15.70	*281	*277.5	*2.63	*1.42
990075 Southwest Taco Corn	.25 C	100	57	0.28	141	*1	*N/A*	1.96	*0.00	0	10.11	1.33	1.55	*230	*9.3	*8.25	*0.41
990351 Low Fat Sour Cream	1 oz	100	40	1.90	20	0	*N/A*	3.05	0.00	10	2.04	0.00	1.01	94	40.5	0.26	0.02
000135 Orange Wedges	.5 C / 3 wedges	100	43	0.01	0	9	*N/A*	0.11	0.00	0	10.81	2.21	0.86	207	36.8	48.94	0.09
000231 Skim Milk	8 oz	30	86	0.29	128	12	*N/A*	0.44	*N/A*	5	11.98	0.00	8.40	1131	503.9	2.47	0.10
000230 1% Lowfat Milk	8 oz	69	102	1.54	107	13	*N/A*	2.37	*N/A*	12	12.18	0.00	8.22	115	305.0	0.00	0.07
001160 Fat Free Lactose-Free Milk	8 oz	1	90	0.00	130	12	*N/A*	0.00	0.00	5	13.00	0.00	8.00	500	300.0	0.00	0.00
990383 Vanilla Soy milk	8 oz	0	140	0.50	110	15	*N/A*	4.50	0.00	0	17.00	2.00	8.00	500	300.0	0.00	1.08
Weighted Daily Average			679	15.07	907	*26	*0	33.07	*0.47	108	60.59	*6.54	39.03	*2336	*724.9	*79.35	*3.12
% of Calories				19.97 %		*15.3%	*0%	43.8%	*0.6%		35.7%		23.0%				
Weekly Nutrient Guideline			550 - 650	<10	1110			<=0									

Wednesday - 03/13/2024

Reimbursable Meal Total 100

	Portion Size	Reimb Qty	Cals ¹ (kcal)	S-Fat ¹ (g)	Sodm ¹ (mg)	Total Sugars (g)	Added Sugars (g)	T-Fat (g)	Tr-Fat ² (g)	Cholst (mg)	Carb (g)	Fiber (g)	Protn (g)	Vit-A (IU)	Calc ^m (mg)	Vit-C (mg)	Iron (mg)
000406 Chicken Stir Fry	1 tender	95	108	0.33	311	0	*N/A*	2.40	*0.00	48	1.36	0.38	19.44	6	14.0	4.45	0.60
000726 Super Sesame Tofu	.5 C	5	128	1.33	430	1	*N/A*	7.57	*0.00	0	4.84	1.40	12.43	*79	*259.1	*1.41	*2.27

Base Menu Spreadsheet

DC Central Kitchen

Portion Values

Mar 4, 2024 thru Apr 5, 2024

	Portion Size	Reimb Qty	Cals ¹ (kcal)	S-Fat ¹ (g)	Sodm ¹ (mg)	Total Sugars (g)	Added Sugars (g)	T-Fat (g)	Tr-Fat ² (g)	Cholst (mg)	Carb (g)	Fiber (g)	Protn (g)	VIt-A (IU)	Calc ^m (mg)	Vit-C (mg)	Iron (mg)	
990356	Brown Rice	.5 C	100	124	0.18	101	*0	*N/A*	2.19	*0.00	0	23.22	1.49	3.21	*142	*4.8	*0.08	*0.59
990377	Steamed Carrots	.25 C	100	36	0.19	90	3	*N/A*	1.38	*0.00	0	5.81	1.79	0.59	*9775	*25.4	*3.45	*0.18
000170	100% Apple Juice	4 oz	100	70	0.00	0	*N/A*	*N/A*	0.00	0.00	0	16.00	0.00	0.00	0	0.0	0.00	0.00
000231	Skim Milk	8 oz	30	86	0.29	128	12	*N/A*	0.44	*N/A*	5	11.98	0.00	8.40	1131	503.9	2.47	0.10
000230	1% Lowfat Milk	8 oz	69	102	1.54	107	13	*N/A*	2.37	*N/A*	12	12.18	0.00	8.22	115	305.0	0.00	0.07
001160	Fat Free Lactose-Free Milk	8 oz	1	90	0.00	130	12	*N/A*	0.00	0.00	5	13.00	0.00	8.00	500	300.0	0.00	0.00
990383	Vanilla Soy milk	8 oz	0	140	0.50	110	15	*N/A*	4.50	0.00	0	17.00	2.00	8.00	500	300.0	0.00	1.08
Weighted Daily Average				436	1.89	622	*16	*0	7.99	*0.00	56	58.69	3.72	31.16	*10350	*421.1	*8.57	*1.53
% of Calories					3.90%		*14.7%	*0%	16.5%	*0.0%		53.8%		28.6%				
Weekly Nutrient Guideline				550 - 650	<10	1110			<=0									

Thursday - 03/14/2024

Reimbursable Meal Total 100

	Portion Size	Reimb Qty	Cals ¹ (kcal)	S-Fat ¹ (g)	Sodm ¹ (mg)	Total Sugars (g)	Added Sugars (g)	T-Fat (g)	Tr-Fat ² (g)	Cholst (mg)	Carb (g)	Fiber (g)	Protn (g)	VIt-A (IU)	Calc ^m (mg)	Vit-C (mg)	Iron (mg)	
000609	Pulled BBQ Chicken on WW Bun	1 each	95	281	0.17	525	13	*N/A*	4.24	*0.01	48	39.54	4.02	24.70	*0	21.8	*2.49	2.06
000728	BBQ Tofu on a Whole Wheat Bun	1 each	5	345	1.02	783	25	*N/A*	7.53	*0.00	0	56.98	5.72	17.81	*342	283.9	*0.46	4.03
990484	Jazzy Black Eyed Peas (Canned) - .25 C	.25 C	100	62	0.32	105	*0	*N/A*	2.66	*0.00	0	7.16	1.77	2.54	*113	*10.5	*3.36	*0.81
990424	Cantaloupe	.5 C	100	27	0.04	12	6	*N/A*	0.15	0.00	0	6.36	0.70	0.66	2638	7.0	28.63	0.16
000231	Skim Milk	8 oz	30	86	0.29	128	12	*N/A*	0.44	*N/A*	5	11.98	0.00	8.40	1131	503.9	2.47	0.10

Base Menu Spreadsheet

Portion Values

Mar 4, 2024 thru Apr 5, 2024

	Portion Size	Reimb Qty	Cals ¹ (kcal)	S-Fat ¹ (g)	Sodm ¹ (mg)	Total Sugars (g)	Added Sugars (g)	T-Fat (g)	Tr-Fat ² (g)	Cholst (mg)	Carb (g)	Fiber (g)	Protn (g)	Vit-A (IU)	Calc ^m (mg)	Vit-C (mg)	Iron (mg)
000230 1% Lowfat Milk	8 oz	69	102	1.54	107	13	*N/A*	2.37	*N/A*	12	12.18	0.00	8.22	115	305.0	0.00	0.07
001160 Fat Free Lactose-Free Milk	8 oz	1	90	0.00	130	12	*N/A*	0.00	0.00	5	13.00	0.00	8.00	500	300.0	0.00	0.00
990383 Vanilla Soy milk	8 oz	0	140	0.50	110	15	*N/A*	4.50	0.00	0	17.00	2.00	8.00	500	300.0	0.00	1.08
Weighted Daily Average			470	1.72	769	*32	*0	8.99	*0.01	56	66.07	6.58	35.83	*3192	*417.0	*35.12	*3.21
% of Calories				3.29%		*27.2%	*0%	17.2%	*0.0%		56.2%		30.5%				
Weekly Nutrient Guideline			550 - 650	<10	1110			<=0									

Friday - 03/15/2024

Reimbursable Meal Total 100

	Portion Size	Reimb Qty	Cals ¹ (kcal)	S-Fat ¹ (g)	Sodm ¹ (mg)	Total Sugars (g)	Added Sugars (g)	T-Fat (g)	Tr-Fat ² (g)	Cholst (mg)	Carb (g)	Fiber (g)	Protn (g)	Vit-A (IU)	Calc ^m (mg)	Vit-C (mg)	Iron (mg)
000733 Scrambled Eggs	3 oz scoop	100	100	2.13	139	0	*N/A*	6.40	*0.00	242	0.03	0.01	8.54	*0	37.2	*0.00	1.43
000997 Whole Grain Waffles Bakecrafters	1 each	100	70	0.00	95	1	*N/A*	2.51	0.00	0	11.04	0.00	2.01	0	0.0	0.00	0.36
990648 Sweet Potato Hash	0.25 C	100	89	0.35	180	*3	*N/A*	2.33	*0.00	0	15.84	2.53	1.39	*10105	*25.2	*8.28	*0.56
001084 Cinnamon Applesauce Cup	1 each	100	60	0.00	10	12	*N/A*	0.00	0.00	0	15.00	2.00	0.00	0	0.0	60.00	0.00
000625 All Natural Syrup	1 each	100	35	0.00	5	8	*N/A*	0.00	0.00	0	8.00	0.00	0.00	0	0.0	0.00	0.00
000231 Skim Milk	8 oz	30	86	0.29	128	12	*N/A*	0.44	*N/A*	5	11.98	0.00	8.40	1131	503.9	2.47	0.10
000230 1% Lowfat Milk	8 oz	69	102	1.54	107	13	*N/A*	2.37	*N/A*	12	12.18	0.00	8.22	115	305.0	0.00	0.07
001160 Fat Free Lactose-Free Milk	8 oz	1	90	0.00	130	12	*N/A*	0.00	0.00	5	13.00	0.00	8.00	500	300.0	0.00	0.00

Base Menu Spreadsheet

Portion Values

Mar 4, 2024 thru Apr 5, 2024

	Portion Size	Reimb Qty	Cals ¹ (kcal)	S-Fat ¹ (g)	Sodm ¹ (mg)	Total Sugars (g)	Added Sugars (g)	T-Fat (g)	Tr-Fat ² (g)	Cholst (mg)	Carb (g)	Fiber (g)	Protn (g)	VIt-A (IU)	Calc ^m (mg)	Vit-C (mg)	Iron (mg)
990383 Vanilla Soy milk	8 oz	0	140	0.50	110	15	*N/A*	4.50	0.00	0	17.00	2.00	8.00	500	300.0	0.00	1.08
Weighted Daily Average			451	3.63	544	*37	*0	13.01	*0.00	252	62.04	4.54	20.21	*10529	*427.0	*69.02	*2.43
% of Calories				7.24%		*32.8%	*0%	26.0%	*0.0%		55.0%		17.9%				
Weekly Nutrient Guideline			550 - 650	<10	1110			<=0									

Monday - 03/18/2024

Reimbursable Meal Total 100

	Portion Size	Reimb Qty	Cals ¹ (kcal)	S-Fat ¹ (g)	Sodm ¹ (mg)	Total Sugars (g)	Added Sugars (g)	T-Fat (g)	Tr-Fat ² (g)	Cholst (mg)	Carb (g)	Fiber (g)	Protn (g)	VIt-A (IU)	Calc ^m (mg)	Vit-C (mg)	Iron (mg)
000235 Beef Burger on WW Bun	1 each	95	265	2.63	279	3	*N/A*	8.70	0.21	50	29.53	4.15	20.91	107	29.2	0.06	3.05
000409 Veggie Burger on WW Bun	1 each	5	256	0.68	548	5	*N/A*	5.42	0.00	0	46.77	10.15	16.25	0	74.7	0.00	3.42
001145 Roasted Cauliflower	2oz scoop	100	48	0.46	125	2	*N/A*	2.53	*0.00	0	5.37	2.10	2.03	*0	*23.2	*49.68	*0.46
000557 Mustard	1 each	100	10	0.00	71	*N/A*	*N/A*	0.00	*N/A*	0	0.00	0.00	0.00	0	0.0	0.00	0.00
000556 Ketchup	1 each	100	10	0.00	100	0	*N/A*	0.00	0.00	0	2.00	0.00	0.00	0	0.0	0.00	0.00
990261 Chilled Pears	.5 C	100	101	0.00	8	*N/A*	*N/A*	0.20	*N/A*	0	25.89	5.45	0.83	18	20.2	3.23	0.58
000231 Skim Milk	8 oz	30	86	0.29	128	12	*N/A*	0.44	*N/A*	5	11.98	0.00	8.40	1131	503.9	2.47	0.10
000230 1% Lowfat Milk	8 oz	69	102	1.54	107	13	*N/A*	2.37	*N/A*	12	12.18	0.00	8.22	115	305.0	0.00	0.07
001160 Fat Free Lactose-Free Milk	8 oz	1	90	0.00	130	12	*N/A*	0.00	0.00	5	13.00	0.00	8.00	500	300.0	0.00	0.00

Base Menu Spreadsheet

Portion Values

Mar 4, 2024 thru Apr 5, 2024

	Portion Size	Reimb Qty	Cals ¹ (kcal)	S-Fat ¹ (g)	Sodm ¹ (mg)	Total Sugars (g)	Added Sugars (g)	T-Fat (g)	Tr-Fat ² (g)	Cholst (mg)	Carb (g)	Fiber (g)	Protn (g)	VIt-A (IU)	Calc ^m (mg)	Vit-C (mg)	Iron (mg)
990383 Vanilla Soy milk	8 oz	0	140	0.50	110	15	*N/A*	4.50	0.00	0	17.00	2.00	8.00	500	300.0	0.00	1.08
Weighted Daily Average			531	4.14	710	*18	*0	13.03	*0.20	57	75.78	12.00	31.81	*544	*439.5	*53.70	*4.19
% of Calories				7.02%		*13.6%	*0%	22.1%	*0.3%		57.1%		24.0%				
Weekly Nutrient Guideline			550 - 650	<10	1110			<=0									

Tuesday - 03/19/2024

Reimbursable Meal Total 100

	Portion Size	Reimb Qty	Cals ¹ (kcal)	S-Fat ¹ (g)	Sodm ¹ (mg)	Total Sugars (g)	Added Sugars (g)	T-Fat (g)	Tr-Fat ² (g)	Cholst (mg)	Carb (g)	Fiber (g)	Protn (g)	VIt-A (IU)	Calc ^m (mg)	Vit-C (mg)	Iron (mg)
001037 Cumin Lime Chicken	3 oz	95	136	0.83	198	0	*N/A*	5.82	*0.00	48	1.64	0.34	19.04	*130	*9.2	*2.95	*1.06
990269 Whole Wheat Tortillas, 6 inch - 2 each	2 each	95	140	1.00	210	0	*N/A*	4.00	0.00	0	26.00	4.00	4.00	0	80.0	0.00	0.00
990674 Cheese Quesadilla on 6" tortillas	2 each	5	400	14.00	760	0	*N/A*	22.00	0.00	60	34.00	0.00	18.00	600	540.0	0.00	2.00
990331 Sauteed Peppers & Onions, Strips	.25 C	100	24	0.13	33	2	*N/A*	0.85	*0.00	0	3.98	0.99	0.56	*86	*12.9	*20.72	*0.15
990351 Low Fat Sour Cream	1 oz	100	40	1.90	20	0	*N/A*	3.05	0.00	10	2.04	0.00	1.01	94	40.5	0.26	0.02
000135 Orange Wedges	.5 C / 3 wedges	100	43	0.01	0	9	*N/A*	0.11	0.00	0	10.81	2.21	0.86	207	36.8	48.94	0.09
000231 Skim Milk	8 oz	30	86	0.29	128	12	*N/A*	0.44	*N/A*	5	11.98	0.00	8.40	1131	503.9	2.47	0.10
000230 1% Lowfat Milk	8 oz	69	102	1.54	107	13	*N/A*	2.37	*N/A*	12	12.18	0.00	8.22	115	305.0	0.00	0.07
001160 Fat Free Lactose-Free Milk	8 oz	1	90	0.00	130	12	*N/A*	0.00	0.00	5	13.00	0.00	8.00	500	300.0	0.00	0.00

Base Menu Spreadsheet

Portion Values

Mar 4, 2024 thru Apr 5, 2024

	Portion Size	Reimb Qty	Cals ¹ (kcal)	S-Fat ¹ (g)	Sodm ¹ (mg)	Total Sugars (g)	Added Sugars (g)	T-Fat (g)	Tr-Fat ² (g)	Cholst (mg)	Carb (g)	Fiber (g)	Protn (g)	VIt-A (IU)	Calc ^m (mg)	Vit-C (mg)	Iron (mg)
990383 Vanilla Soy milk	8 oz	0	140	0.50	110	15	*N/A*	4.50	0.00	0	17.00	2.00	8.00	500	300.0	0.00	1.08
Weighted Daily Average			487	5.63	593	23	0	16.21	*0.00	69	56.91	7.32	33.50	*964	*566.5	*73.47	*1.45
% of Calories				10.40 %		18.9%	0%	30.0%	*0.0%		46.7%		27.5%				
Weekly Nutrient Guideline			550 - 650	<10	1110			<=0									

Wednesday - 03/20/2024

Reimbursable Meal Total 100

	Portion Size	Reimb Qty	Cals ¹ (kcal)	S-Fat ¹ (g)	Sodm ¹ (mg)	Total Sugars (g)	Added Sugars (g)	T-Fat (g)	Tr-Fat ² (g)	Cholst (mg)	Carb (g)	Fiber (g)	Protn (g)	VIt-A (IU)	Calc ^m (mg)	Vit-C (mg)	Iron (mg)
990404 BBQ Chicken Tenders, Diced	3 oz scoop	95	136	0.00	308	13	*N/A*	0.00	0.00	48	14.00	0.00	18.70	*0	2.0	*2.49	0.66
990626 BBQ Veggie Chik'n Nuggets	5 each	5	305	1.25	811	20	*N/A*	10.00	0.00	0	41.17	5.00	15.00	*0	52.7	*0.00	2.46
990845 Whole Wheat Mac & Cheese	4 oz scoop	100	208	5.57	293	3	*N/A*	9.93	*0.00	28	20.77	*2.16	11.41	*134	*182.7	*0.01	*0.06
990222 Cinnamon Roasted Butternut Squash	2oz scoop	100	39	0.21	62	*0	*N/A*	1.45	*0.00	0	6.91	1.18	0.72	1033	22.4	9.30	0.46
000170 100% Apple Juice	4 oz	100	70	0.00	0	*N/A*	*N/A*	0.00	0.00	0	16.00	0.00	0.00	0	0.0	0.00	0.00
000231 Skim Milk	8 oz	30	86	0.29	128	12	*N/A*	0.44	*N/A*	5	11.98	0.00	8.40	1131	503.9	2.47	0.10
000230 1% Lowfat Milk	8 oz	69	102	1.54	107	13	*N/A*	2.37	*N/A*	12	12.18	0.00	8.22	115	305.0	0.00	0.07
001160 Fat Free Lactose-Free Milk	8 oz	1	90	0.00	130	12	*N/A*	0.00	0.00	5	13.00	0.00	8.00	500	300.0	0.00	0.00

Base Menu Spreadsheet

Portion Values

Mar 4, 2024 thru Apr 5, 2024

	Portion Size	Reimb Qty	Cals ¹ (kcal)	S-Fat ¹ (g)	Sodm ¹ (mg)	Total Sugars (g)	Added Sugars (g)	T-Fat (g)	Tr-Fat ² (g)	Cholst (mg)	Carb (g)	Fiber (g)	Protn (g)	VIt-A (IU)	Calc ^m (mg)	Vit-C (mg)	Iron (mg)
990383 Vanilla Soy milk	8 oz	0	140	0.50	110	15	*N/A*	4.50	0.00	0	17.00	2.00	8.00	500	300.0	0.00	1.08
Weighted Daily Average			559	6.99	802	*29	*0	13.65	*0.00	84	71.16	*3.60	38.92	*1591	*574.3	*12.42	*1.34
% of Calories				11.25 %		*20.8%	*0%	22.0%	*0.0%		50.9%		27.8%				
Weekly Nutrient Guideline			550 - 650	<10	1110			<=0									

Thursday - 03/21/2024

Reimbursable Meal Total 100

	Portion Size	Reimb Qty	Cals ¹ (kcal)	S-Fat ¹ (g)	Sodm ¹ (mg)	Total Sugars (g)	Added Sugars (g)	T-Fat (g)	Tr-Fat ² (g)	Cholst (mg)	Carb (g)	Fiber (g)	Protn (g)	VIt-A (IU)	Calc ^m (mg)	Vit-C (mg)	Iron (mg)
990815 Turkey Meatball	4 each	95	110	1.00	390	0	*N/A*	5.00	0.00	45	4.00	0.00	13.00	0	20.0	0.00	0.72
990376 Veggie Chik'n Nuggets	5 each	5	225	1.25	438	2	*N/A*	10.00	0.00	0	22.50	5.00	15.00	0	50.0	0.00	2.25
990882 TEST Mushroom Bolognese V2 TEST	4oz scoop	100	80	0.07	151	7	0	0.47	*0.00	0	15.28	3.32	4.15	*135	*27.7	*5.79	*0.96
990301 Whole Grain Spaghetti	.5 C	100	114	0.39	101	0	*N/A*	2.62	*0.00	0	20.13	2.63	3.92	*0	*15.4	*0.00	*0.97
001101 Steamed Green Peas	.25 C	100	46	0.18	98	2	*N/A*	1.27	*0.00	0	6.44	2.13	2.47	974	10.4	8.52	0.73
990424 Cantaloupe	.5 C	100	27	0.04	12	6	*N/A*	0.15	0.00	0	6.36	0.70	0.66	2638	7.0	28.63	0.16
000231 Skim Milk	8 oz	30	86	0.29	128	12	*N/A*	0.44	*N/A*	5	11.98	0.00	8.40	1131	503.9	2.47	0.10
000230 1% Lowfat Milk	8 oz	69	102	1.54	107	13	*N/A*	2.37	*N/A*	12	12.18	0.00	8.22	115	305.0	0.00	0.07
001160 Fat Free Lactose-Free Milk	8 oz	1	90	0.00	130	12	*N/A*	0.00	0.00	5	13.00	0.00	8.00	500	300.0	0.00	0.00

Base Menu Spreadsheet

Portion Values

Mar 4, 2024 thru Apr 5, 2024

	Portion Size	Reimb Qty	Cals ¹ (kcal)	S-Fat ¹ (g)	Sodm ¹ (mg)	Total Sugars (g)	Added Sugars (g)	T-Fat (g)	Tr-Fat ² (g)	Cholst (mg)	Carb (g)	Fiber (g)	Protn (g)	VIt-A (IU)	Calc ^m (mg)	Vit-C (mg)	Iron (mg)
990383 Vanilla Soy milk	8 oz	0	140	0.50	110	15	*N/A*	4.50	0.00	0	17.00	2.00	8.00	500	300.0	0.00	1.08
Weighted Daily Average			479	2.85	868	28	0	11.52	*0.00	53	65.26	9.04	32.57	*4170	*446.6	*43.67	*3.71
% of Calories				5.35%		23.4%	0%	21.6%	*0.0%		54.5%		27.2%				
Weekly Nutrient Guideline			550 - 650	<10	1110			<=0									

Friday - 03/22/2024

Reimbursable Meal Total 100

	Portion Size	Reimb Qty	Cals ¹ (kcal)	S-Fat ¹ (g)	Sodm ¹ (mg)	Total Sugars (g)	Added Sugars (g)	T-Fat (g)	Tr-Fat ² (g)	Cholst (mg)	Carb (g)	Fiber (g)	Protn (g)	VIt-A (IU)	Calc ^m (mg)	Vit-C (mg)	Iron (mg)
990873 Crispy Catfish Sandwich on WW bun	1 each	95	329	0.81	582	4	0	8.75	*0.00	69	39.57	4.84	26.97	*137	*47.9	*0.07	*2.21
000792 Grilled Cheese on WW Bun	1 each	5	320	9.00	620	3	*N/A*	16.00	0.00	40	29.00	4.00	20.00	600	420.0	0.00	1.44
001091 Sauteed Green Beans	.25 C	100	25	0.17	48	*0	*N/A*	1.16	*0.00	0	3.09	1.03	0.73	53	17.0	5.06	0.35
001084 Cinnamon Applesauce Cup	1 each	100	60	0.00	10	12	*N/A*	0.00	0.00	0	15.00	2.00	0.00	0	0.0	60.00	0.00
000231 Skim Milk	8 oz	30	86	0.29	128	12	*N/A*	0.44	*N/A*	5	11.98	0.00	8.40	1131	503.9	2.47	0.10
000230 1% Lowfat Milk	8 oz	69	102	1.54	107	13	*N/A*	2.37	*N/A*	12	12.18	0.00	8.22	115	305.0	0.00	0.07
001160 Fat Free Lactose-Free Milk	8 oz	1	90	0.00	130	12	*N/A*	0.00	0.00	5	13.00	0.00	8.00	500	300.0	0.00	0.00
990383 Vanilla Soy milk	8 oz	0	140	0.50	110	15	*N/A*	4.50	0.00	0	17.00	2.00	8.00	500	300.0	0.00	1.08
Weighted Daily Average			511	2.54	756	*28	*0	12.04	*0.00	78	69.26	7.83	35.62	*637	*448.1	*65.87	*2.60
% of Calories				4.47%		*21.9%	*0%	21.2%	*0.0%		54.2%		27.9%				
Weekly Nutrient Guideline			550 - 650	<10	1110			<=0									

Base Menu Spreadsheet

Portion Values

Mar 4, 2024 thru Apr 5, 2024

Monday - 03/25/2024

Reimbursable Meal Total 100

	Portion Size	Reimb Qty	Cals ¹ (kcal)	S-Fat ¹ (g)	Sodm ¹ (mg)	Total Sugars (g)	Added Sugars (g)	T-Fat (g)	Tr-Fat ² (g)	Cholst (mg)	Carb (g)	Fiber (g)	Protn (g)	Vit-A (IU)	Calc ^m (mg)	Vit-C (mg)	Iron (mg)
990871 MP Cheese Pizza	1 each	100	310	5.00	590	3	1	12.00	0.00	25	37.00	4.00	16.00	0	310.0	0.00	1.90
990334 Roasted Broccoli	.25 C	100	27	0.22	63	1	*N/A*	1.30	*0.00	0	3.33	1.28	1.39	*301	*22.9	*43.05	*0.36
990261 Chilled Pears	.5 C	100	101	0.00	8	*N/A*	*N/A*	0.20	*N/A*	0	25.89	5.45	0.83	18	20.2	3.23	0.58
000231 Skim Milk	8 oz	30	86	0.29	128	12	*N/A*	0.44	*N/A*	5	11.98	0.00	8.40	1131	503.9	2.47	0.10
000230 1% Lowfat Milk	8 oz	69	102	1.54	107	13	*N/A*	2.37	*N/A*	12	12.18	0.00	8.22	115	305.0	0.00	0.07
001160 Fat Free Lactose-Free Milk	8 oz	1	90	0.00	130	12	*N/A*	0.00	0.00	5	13.00	0.00	8.00	500	300.0	0.00	0.00
990383 Vanilla Soymilk	8 oz	0	140	0.50	110	15	*N/A*	4.50	0.00	0	17.00	2.00	8.00	500	300.0	0.00	1.08
Weighted Daily Average			536	6.37	775	*16	*1	15.27	*0.00	35	78.35	10.72	26.49	*743	*717.7	*47.02	*2.93
% of Calories				10.70 %		*11.9%	*0.7%	25.6%	*0.0%		58.5%		19.8%				
Weekly Nutrient Guideline			550 - 650	<10	1110			<=0									

Tuesday - 03/26/2024

Reimbursable Meal Total 100

	Portion Size	Reimb Qty	Cals ¹ (kcal)	S-Fat ¹ (g)	Sodm ¹ (mg)	Total Sugars (g)	Added Sugars (g)	T-Fat (g)	Tr-Fat ² (g)	Cholst (mg)	Carb (g)	Fiber (g)	Protn (g)	Vit-A (IU)	Calc ^m (mg)	Vit-C (mg)	Iron (mg)
990185 Beef Tacos in 6" Tortilla	2 each	95	578	13.75	828	2	*N/A*	31.28	*1.00	133	34.23	6.42	43.98	*2647	*330.6	*43.70	*4.90
990810 Sofritas Tofu Soft Tacos	2 each	5	278	2.20	643	*3	*N/A*	10.73	*0.00	0	35.90	5.96	16.12	*392	*360.5	*0.73	*3.49
990870 Roasted Tomato Salsa	2oz scoop	100	5	0.00	16	*0	*N/A*	0.02	*0.00	0	0.96	0.32	0.10	105	6.8	1.81	0.13

Base Menu Spreadsheet

Portion Values

Mar 4, 2024 thru Apr 5, 2024

	Portion Size	Reimb Qty	Cals ¹ (kcal)	S-Fat ¹ (g)	Sodm ¹ (mg)	Total Sugars (g)	Added Sugars (g)	T-Fat (g)	Tr-Fat ² (g)	Cholst (mg)	Carb (g)	Fiber (g)	Protn (g)	VIt-A (IU)	Calc ^m (mg)	Vit-C (mg)	Iron (mg)
000135 Orange Wedges	.5 C / 3 wedges	100	43	0.01	0	9	*N/A*	0.11	0.00	0	10.81	2.21	0.86	207	36.8	48.94	0.09
000231 Skim Milk	8 oz	30	86	0.29	128	12	*N/A*	0.44	*N/A*	5	11.98	0.00	8.40	1131	503.9	2.47	0.10
000230 1% Lowfat Milk	8 oz	69	102	1.54	107	13	*N/A*	2.37	*N/A*	12	12.18	0.00	8.22	115	305.0	0.00	0.07
001160 Fat Free Lactose-Free Milk	8 oz	1	90	0.00	130	12	*N/A*	0.00	0.00	5	13.00	0.00	8.00	500	300.0	0.00	0.00
990383 Vanilla Soy milk	8 oz	0	140	0.50	110	15	*N/A*	4.50	0.00	0	17.00	2.00	8.00	500	300.0	0.00	1.08
Weighted Daily Average			709	14.34	949	*24	*0	32.15	*0.95	136	58.21	8.92	51.82	*3269	*740.3	*93.05	*5.12
% of Calories				18.20 %		*13.5%	*0%	40.8%	*1.2%		32.8%		29.2%				
Weekly Nutrient Guideline			550 - 650	<10	1110			<=0									

Wednesday - 03/27/2024

Reimbursable Meal Total 100

	Portion Size	Reimb Qty	Cals ¹ (kcal)	S-Fat ¹ (g)	Sodm ¹ (mg)	Total Sugars (g)	Added Sugars (g)	T-Fat (g)	Tr-Fat ² (g)	Cholst (mg)	Carb (g)	Fiber (g)	Protn (g)	VIt-A (IU)	Calc ^m (mg)	Vit-C (mg)	Iron (mg)
000668 Sweet Chili Chicken	3 oz scoop	95	188	0.64	697	16	*N/A*	4.49	*0.00	48	18.63	0.22	18.88	*0	*2.4	*2.70	*0.63
990760 Sweet Chili Tofu	.5 C	5	99	0.42	592	16	*N/A*	2.78	*0.00	0	18.37	0.23	1.26	*45	*27.1	*0.21	*0.32
990356 Brown Rice	.5 C	100	124	0.18	101	*0	*N/A*	2.19	*0.00	0	23.22	1.49	3.21	*142	*4.8	*0.08	*0.59
990068 Glazed Carrots	.25 C	100	35	0.11	90	4	*N/A*	0.79	*0.00	0	7.01	1.80	0.60	*9779	*26.4	*3.45	*0.21
000170 100% Apple Juice	4 oz	100	70	0.00	0	*N/A*	*N/A*	0.00	0.00	0	16.00	0.00	0.00	0	0.0	0.00	0.00
000231 Skim Milk	8 oz	30	86	0.29	128	12	*N/A*	0.44	*N/A*	5	11.98	0.00	8.40	1131	503.9	2.47	0.10
000230 1% Lowfat Milk	8 oz	69	102	1.54	107	13	*N/A*	2.37	*N/A*	12	12.18	0.00	8.22	115	305.0	0.00	0.07

Base Menu Spreadsheet

Portion Values

Mar 4, 2024 thru Apr 5, 2024

	Portion Size	Reimb Qty	Cals ¹ (kcal)	S-Fat ¹ (g)	Sodm ¹ (mg)	Total Sugars (g)	Added Sugars (g)	T-Fat (g)	Tr-Fat ² (g)	Cholst (mg)	Carb (g)	Fiber (g)	Protn (g)	VIt-A (IU)	Calc ^m (mg)	Vit-C (mg)	Iron (mg)
001160 Fat Free Lactose-Free Milk	8 oz	1	90	0.00	130	12	*N/A*	0.00	0.00	5	13.00	0.00	8.00	500	300.0	0.00	0.00
990383 Vanilla Soymilk	8 oz	0	140	0.50	110	15	*N/A*	4.50	0.00	0	17.00	2.00	8.00	500	300.0	0.00	1.08
Weighted Daily Average			511	2.07	996	*33	*0	9.15	*0.00	56	76.97	3.51	30.09	*10347	*399.4	*6.84	*1.50
% of Calories				3.65%		*25.8%	*0%	16.1%	*0.0%		60.3%		23.6%				
Weekly Nutrient Guideline			550 - 650	<10	1110			<=0									

Thursday - 03/28/2024

Reimbursable Meal Total 100

	Portion Size	Reimb Qty	Cals ¹ (kcal)	S-Fat ¹ (g)	Sodm ¹ (mg)	Total Sugars (g)	Added Sugars (g)	T-Fat (g)	Tr-Fat ² (g)	Cholst (mg)	Carb (g)	Fiber (g)	Protn (g)	VIt-A (IU)	Calc ^m (mg)	Vit-C (mg)	Iron (mg)
000065 Turkey Sloppy Joe on WW Bun	1 each	95	298	2.27	600	*10	*N/A*	10.01	*0.00	87	37.49	4.74	19.86	*151	*86.7	*4.99	*3.33
990666 Lentil Sloppy Joe on WW Bun	1 each	5	332	0.41	877	*12	*N/A*	5.52	*0.00	0	62.06	8.77	14.45	*831	*44.0	*9.23	*4.28
001103 Sweet Potato Fries	2oz scoop	100	54	0.17	74	2	*N/A*	1.16	*0.00	0	10.19	1.54	0.82	*7113	*15.4	*1.21	*0.33
000556 Ketchup	1 each	100	10	0.00	100	0	*N/A*	0.00	0.00	0	2.00	0.00	0.00	0	0.0	0.00	0.00
990424 Cantaloupe	.5 C	100	27	0.04	12	6	*N/A*	0.15	0.00	0	6.36	0.70	0.66	2638	7.0	28.63	0.16
000231 Skim Milk	8 oz	30	86	0.29	128	12	*N/A*	0.44	*N/A*	5	11.98	0.00	8.40	1131	503.9	2.47	0.10
000230 1% Lowfat Milk	8 oz	69	102	1.54	107	13	*N/A*	2.37	*N/A*	12	12.18	0.00	8.22	115	305.0	0.00	0.07
001160 Fat Free Lactose-Free Milk	8 oz	1	90	0.00	130	12	*N/A*	0.00	0.00	5	13.00	0.00	8.00	500	300.0	0.00	0.00

Base Menu Spreadsheet

Portion Values

Mar 4, 2024 thru Apr 5, 2024

	Portion Size	Reimb Qty	Cals ¹ (kcal)	S-Fat ¹ (g)	Sodm ¹ (mg)	Total Sugars (g)	Added Sugars (g)	T-Fat (g)	Tr-Fat ² (g)	Cholst (mg)	Carb (g)	Fiber (g)	Protn (g)	VIt-A (IU)	Calc ^m (mg)	Vit-C (mg)	Iron (mg)
990383 Vanilla Soy milk	8 oz	0	140	0.50	110	15	*N/A*	4.50	0.00	0	17.00	2.00	8.00	500	300.0	0.00	1.08
Weighted Daily Average			487	3.54	915	*31	*0	12.85	*0.00	93	69.39	7.18	29.34	*10359	*471.6	*35.77	*3.95
% of Calories				6.54%		*25.5%	*0%	23.7%	*0.0%		57.0%		24.1%				
Weekly Nutrient Guideline			550 - 650	<10	1110			<=0									

Friday - 03/29/2024

Reimbursable Meal Total 100

	Portion Size	Reimb Qty	Cals ¹ (kcal)	S-Fat ¹ (g)	Sodm ¹ (mg)	Total Sugars (g)	Added Sugars (g)	T-Fat (g)	Tr-Fat ² (g)	Cholst (mg)	Carb (g)	Fiber (g)	Protn (g)	VIt-A (IU)	Calc ^m (mg)	Vit-C (mg)	Iron (mg)
990392 Diced Crispy Chicken Tenders	3 oz	95	118	0.19	199	1	*N/A*	0.77	*0.00	49	7.23	0.68	20.38	278	31.4	2.61	1.10
990376 Veggie Chik'n Nuggets	5 each	5	225	1.25	438	2	*N/A*	10.00	0.00	0	22.50	5.00	15.00	0	50.0	0.00	2.25
000004 Whole Wheat Roll	1 each	100	80	0.00	170	2	*N/A*	1.00	0.00	0	16.00	2.00	3.00	0	60.0	0.00	1.08
001089 Mashed Potatoes	2 oz scoop	100	51	0.66	101	*0	*N/A*	2.14	*0.00	2	6.88	1.34	1.54	24	22.5	6.04	1.73
000556 Ketchup	1 each	100	10	0.00	100	0	*N/A*	0.00	0.00	0	2.00	0.00	0.00	0	0.0	0.00	0.00
001084 Cinnamon Applesauce Cup	1 each	100	60	0.00	10	12	*N/A*	0.00	0.00	0	15.00	2.00	0.00	0	0.0	60.00	0.00
000231 Skim Milk	8 oz	30	86	0.29	128	12	*N/A*	0.44	*N/A*	5	11.98	0.00	8.40	1131	503.9	2.47	0.10
000230 1% Lowfat Milk	8 oz	69	102	1.54	107	13	*N/A*	2.37	*N/A*	12	12.18	0.00	8.22	115	305.0	0.00	0.07
001160 Fat Free Lactose-Free Milk	8 oz	1	90	0.00	130	12	*N/A*	0.00	0.00	5	13.00	0.00	8.00	500	300.0	0.00	0.00

Base Menu Spreadsheet

Portion Values

Mar 4, 2024 thru Apr 5, 2024

	Portion Size	Reimb Qty	Cals ¹ (kcal)	S-Fat ¹ (g)	Sodm ¹ (mg)	Total Sugars (g)	Added Sugars (g)	T-Fat (g)	Tr-Fat ² (g)	Cholst (mg)	Carb (g)	Fiber (g)	Protn (g)	VIt-A (IU)	Calc ^m (mg)	Vit-C (mg)	Iron (mg)
990383 Vanilla Soy milk	8 oz	0	140	0.50	110	15	*N/A*	4.50	0.00	0	17.00	2.00	8.00	500	300.0	0.00	1.08
Weighted Daily Average			422	2.06	706	*28	*0	6.14	*0.00	58	60.00	6.24	32.92	711	479.5	69.26	4.05
% of Calories				4.39%		*26.5%	*0%	13.1%	*0.0%		56.9%		31.2%				
Weekly Nutrient Guideline			550 - 650	<10	1110			<=0									

Monday - 04/01/2024

Reimbursable Meal Total 100

	Portion Size	Reimb Qty	Cals ¹ (kcal)	S-Fat ¹ (g)	Sodm ¹ (mg)	Total Sugars (g)	Added Sugars (g)	T-Fat (g)	Tr-Fat ² (g)	Cholst (mg)	Carb (g)	Fiber (g)	Protn (g)	VIt-A (IU)	Calc ^m (mg)	Vit-C (mg)	Iron (mg)
000240 All Beef Hot Dog on a WW Bun	1 each	95	320	7.00	710	4	*N/A*	17.50	0.00	35	30.00	4.00	11.00	0	40.0	1.20	2.16
000409 Veggie Burger on WW Bun	1 each	5	256	0.68	548	5	*N/A*	5.42	0.00	0	46.77	10.15	16.25	0	74.7	0.00	3.42
001176 BBQ Baked Beans	3oz scoop	100	136	0.58	101	4	*N/A*	4.02	*0.00	0	20.37	3.70	5.52	*278	*54.9	*0.25	*2.04
000556 Ketchup	1 each	100	10	0.00	100	0	*N/A*	0.00	0.00	0	2.00	0.00	0.00	0	0.0	0.00	0.00
000557 Mustard	1 each	100	10	0.00	71	*N/A*	*N/A*	0.00	*N/A*	0	0.00	0.00	0.00	0	0.0	0.00	0.00
990261 Chilled Pears	.5 C	100	101	0.00	8	*N/A*	*N/A*	0.20	*N/A*	0	25.89	5.45	0.83	18	20.2	3.23	0.58
000231 Skim Milk	8 oz	30	86	0.29	128	12	*N/A*	0.44	*N/A*	5	11.98	0.00	8.40	1131	503.9	2.47	0.10
000230 1% Lowfat Milk	8 oz	69	102	1.54	107	13	*N/A*	2.37	*N/A*	12	12.18	0.00	8.22	115	305.0	0.00	0.07
001160 Fat Free Lactose-Free Milk	8 oz	1	90	0.00	130	12	*N/A*	0.00	0.00	5	13.00	0.00	8.00	500	300.0	0.00	0.00

Base Menu Spreadsheet

Portion Values

Mar 4, 2024 thru Apr 5, 2024

	Portion Size	Reimb Qty	Cals ¹ (kcal)	S-Fat ¹ (g)	Sodm ¹ (mg)	Total Sugars (g)	Added Sugars (g)	T-Fat (g)	Tr-Fat ² (g)	Cholst (mg)	Carb (g)	Fiber (g)	Protn (g)	VIt-A (IU)	Calc ^m (mg)	Vit-C (mg)	Iron (mg)
990383 Vanilla Soy milk	8 oz	0	140	0.50	110	15	*N/A*	4.50	0.00	0	17.00	2.00	8.00	500	300.0	0.00	1.08
Weighted Daily Average			672	8.42	1096	*21	*0	22.88	*0.00	43	91.22	13.45	25.88	*720	*481.4	*5.36	*4.93
% of Calories				11.28 %		*12.5%	*0%	30.6%	*0.0%		54.3%		15.4%				
Weekly Nutrient Guideline			550 - 650	<10	1110			<=0									

Tuesday - 04/02/2024

Reimbursable Meal Total 100

	Portion Size	Reimb Qty	Cals ¹ (kcal)	S-Fat ¹ (g)	Sodm ¹ (mg)	Total Sugars (g)	Added Sugars (g)	T-Fat (g)	Tr-Fat ² (g)	Cholst (mg)	Carb (g)	Fiber (g)	Protn (g)	VIt-A (IU)	Calc ^m (mg)	Vit-C (mg)	Iron (mg)
990819 Cajun Fish Tacos	2 each	95	240	1.10	360	0	0	6.18	*0.00	69	27.05	4.38	23.22	*363	*83.9	*0.24	*0.19
000706 Black Bean & Cheese Taco	2 each	5	404	4.67	447	*1	*N/A*	12.46	*0.00	15	59.90	12.49	18.73	*718	*252.0	*13.00	*2.95
001097 Steamed Corn	.25 C	100	46	0.21	48	1	*N/A*	1.44	*0.00	0	8.47	0.86	1.24	*80	*1.6	*2.62	*0.17
990806 Baja Cream Sauce	1 oz	100	38	1.64	83	0	*N/A*	2.65	*0.00	9	2.22	0.04	1.11	98	42.9	0.67	0.06
000135 Orange Wedges	.5 C / 3 wedges	100	43	0.01	0	9	*N/A*	0.11	0.00	0	10.81	2.21	0.86	207	36.8	48.94	0.09
000231 Skim Milk	8 oz	30	86	0.29	128	12	*N/A*	0.44	*N/A*	5	11.98	0.00	8.40	1131	503.9	2.47	0.10
000230 1% Lowfat Milk	8 oz	69	102	1.54	107	13	*N/A*	2.37	*N/A*	12	12.18	0.00	8.22	115	305.0	0.00	0.07
001160 Fat Free Lactose-Free Milk	8 oz	1	90	0.00	130	12	*N/A*	0.00	0.00	5	13.00	0.00	8.00	500	300.0	0.00	0.00

Base Menu Spreadsheet

Portion Values

Mar 4, 2024 thru Apr 5, 2024

	Portion Size	Reimb Qty	Cals ¹ (kcal)	S-Fat ¹ (g)	Sodm ¹ (mg)	Total Sugars (g)	Added Sugars (g)	T-Fat (g)	Tr-Fat ² (g)	Cholst (mg)	Carb (g)	Fiber (g)	Protn (g)	VIt-A (IU)	Calc ^m (mg)	Vit-C (mg)	Iron (mg)
990383 Vanilla Soy milk	8 oz	0	140	0.50	110	15	*N/A*	4.50	0.00	0	17.00	2.00	8.00	500	300.0	0.00	1.08
Weighted Daily Average			473	4.30	609	*23	*0	12.46	*0.00	85	62.32	7.89	34.47	*1188	*538.3	*53.85	*0.73
% of Calories				8.18%		*19.5%	*0%	23.7%	*0.0%		52.7%		29.2%				
Weekly Nutrient Guideline			550 - 650	<10	1110			<=0									

Wednesday - 04/03/2024

Reimbursable Meal Total 100

	Portion Size	Reimb Qty	Cals ¹ (kcal)	S-Fat ¹ (g)	Sodm ¹ (mg)	Total Sugars (g)	Added Sugars (g)	T-Fat (g)	Tr-Fat ² (g)	Cholst (mg)	Carb (g)	Fiber (g)	Protn (g)	VIt-A (IU)	Calc ^m (mg)	Vit-C (mg)	Iron (mg)
000378 Herb Roasted Chicken Tender	3 oz scoop	95	99	0.34	123	0	*N/A*	2.28	*0.00	48	0.36	0.19	18.80	*17	*7.9	*2.90	*0.80
990376 Veggie Chik'n Nuggets	5 each	5	225	1.25	438	2	*N/A*	10.00	0.00	0	22.50	5.00	15.00	0	50.0	0.00	2.25
000556 Ketchup	1 each	100	10	0.00	100	0	*N/A*	0.00	0.00	0	2.00	0.00	0.00	0	0.0	0.00	0.00
000850 WG Cornbread Muffin - Small	1 each	100	150	0.50	90	9	*N/A*	5.00	0.00	15	23.00	1.00	3.00	0	20.0	0.00	0.72
001145 Roasted Cauliflower	2oz scoop	100	48	0.46	125	2	*N/A*	2.53	*0.00	0	5.37	2.10	2.03	*0	*23.2	*49.68	*0.46
000170 100% Apple Juice	4 oz	100	70	0.00	0	*N/A*	*N/A*	0.00	0.00	0	16.00	0.00	0.00	0	0.0	0.00	0.00
000231 Skim Milk	8 oz	30	86	0.29	128	12	*N/A*	0.44	*N/A*	5	11.98	0.00	8.40	1131	503.9	2.47	0.10
000230 1% Lowfat Milk	8 oz	69	102	1.54	107	13	*N/A*	2.37	*N/A*	12	12.18	0.00	8.22	115	305.0	0.00	0.07
001160 Fat Free Lactose-Free Milk	8 oz	1	90	0.00	130	12	*N/A*	0.00	0.00	5	13.00	0.00	8.00	500	300.0	0.00	0.00

Base Menu Spreadsheet

Portion Values

Mar 4, 2024 thru Apr 5, 2024

	Portion Size	Reimb Qty	Cals ¹ (kcal)	S-Fat ¹ (g)	Sodm ¹ (mg)	Total Sugars (g)	Added Sugars (g)	T-Fat (g)	Tr-Fat ² (g)	Cholst (mg)	Carb (g)	Fiber (g)	Protn (g)	VIt-A (IU)	Calc ^m (mg)	Vit-C (mg)	Iron (mg)
990383 Vanilla Soy milk	8 oz	0	140	0.50	110	15	*N/A*	4.50	0.00	0	17.00	2.00	8.00	500	300.0	0.00	1.08
Weighted Daily Average			480	2.49	567	*24	*0	11.97	*0.00	71	59.96	3.54	31.91	*440	*417.8	*53.18	*2.12
% of Calories				4.67%		*20.0%	*0%	22.4%	*0.0%		50.0%		26.6%				
Weekly Nutrient Guideline			550 - 650	<10	1110			<=0									

Thursday - 04/04/2024

Reimbursable Meal Total 100

	Portion Size	Reimb Qty	Cals ¹ (kcal)	S-Fat ¹ (g)	Sodm ¹ (mg)	Total Sugars (g)	Added Sugars (g)	T-Fat (g)	Tr-Fat ² (g)	Cholst (mg)	Carb (g)	Fiber (g)	Protn (g)	VIt-A (IU)	Calc ^m (mg)	Vit-C (mg)	Iron (mg)
990300 Chicken Alfredo	4 oz	95	142	1.94	268	2	*N/A*	5.08	*0.00	57	3.39	0.12	21.29	*55	*42.7	*2.54	*0.62
990805 Veggie Chik'n Alfredo	5 nuggets	5	291	3.19	678	4	*N/A*	15.08	*0.00	8	25.89	5.12	17.59	*55	*92.7	*0.05	*2.38
000521 Whole Wheat Penne Pasta	.5 C	100	120	0.32	98	0	*N/A*	2.95	*0.00	0	19.31	2.36	3.30	*0	*14.0	*0.00	*0.85
001095 Steamed Broccoli	.25 C	100	31	0.28	63	1	*N/A*	1.80	*0.00	0	3.20	1.26	1.36	301	22.7	43.05	0.36
990424 Cantaloupe	.5 C	100	27	0.04	12	6	*N/A*	0.15	0.00	0	6.36	0.70	0.66	2638	7.0	28.63	0.16
000231 Skim Milk	8 oz	30	86	0.29	128	12	*N/A*	0.44	*N/A*	5	11.98	0.00	8.40	1131	503.9	2.47	0.10
000230 1% Lowfat Milk	8 oz	69	102	1.54	107	13	*N/A*	2.37	*N/A*	12	12.18	0.00	8.22	115	305.0	0.00	0.07
001160 Fat Free Lactose-Free Milk	8 oz	1	90	0.00	130	12	*N/A*	0.00	0.00	5	13.00	0.00	8.00	500	300.0	0.00	0.00

Base Menu Spreadsheet

Portion Values

Mar 4, 2024 thru Apr 5, 2024

	Portion Size	Reimb Qty	Cals ¹ (kcal)	S-Fat ¹ (g)	Sodm ¹ (mg)	Total Sugars (g)	Added Sugars (g)	T-Fat (g)	Tr-Fat ² (g)	Cholst (mg)	Carb (g)	Fiber (g)	Protn (g)	VIt-A (IU)	Calc ^m (mg)	Vit-C (mg)	Iron (mg)
990383 Vanilla Soy milk	8 oz	0	140	0.50	110	15	*N/A*	4.50	0.00	0	17.00	2.00	8.00	500	300.0	0.00	1.08
Weighted Daily Average			424	3.79	576	22	0	12.24	*0.00	64	45.52	4.69	34.69	*3417	*453.5	*74.83	*2.16
% of Calories				8.04%		20.8%	0%	26.0%	*0.0%		42.9%		32.7%				
Weekly Nutrient Guideline			550 - 650	<10	1110			<=0									

Friday - 04/05/2024

Reimbursable Meal Total 100

	Portion Size	Reimb Qty	Cals ¹ (kcal)	S-Fat ¹ (g)	Sodm ¹ (mg)	Total Sugars (g)	Added Sugars (g)	T-Fat (g)	Tr-Fat ² (g)	Cholst (mg)	Carb (g)	Fiber (g)	Protn (g)	VIt-A (IU)	Calc ^m (mg)	Vit-C (mg)	Iron (mg)
000539 Grilled Cheese on WW Bread	1 each	100	340	9.00	660	*0	*N/A*	16.00	0.00	40	32.00	4.00	20.00	600	520.0	0.00	1.44
001103 Sweet Potato Fries	2oz scoop	100	54	0.17	74	2	*N/A*	1.16	*0.00	0	10.19	1.54	0.82	*7113	*15.4	*1.21	*0.33
000556 Ketchup	1 each	100	10	0.00	100	0	*N/A*	0.00	0.00	0	2.00	0.00	0.00	0	0.0	0.00	0.00
001084 Cinnamon Applesauce Cup	1 each	100	60	0.00	10	12	*N/A*	0.00	0.00	0	15.00	2.00	0.00	0	0.0	60.00	0.00
000231 Skim Milk	8 oz	30	86	0.29	128	12	*N/A*	0.44	*N/A*	5	11.98	0.00	8.40	1131	503.9	2.47	0.10
000230 1% Lowfat Milk	8 oz	69	102	1.54	107	13	*N/A*	2.37	*N/A*	12	12.18	0.00	8.22	115	305.0	0.00	0.07
001160 Fat Free Lactose-Free Milk	8 oz	1	90	0.00	130	12	*N/A*	0.00	0.00	5	13.00	0.00	8.00	500	300.0	0.00	0.00
990383 Vanilla Soy milk	8 oz	0	140	0.50	110	15	*N/A*	4.50	0.00	0	17.00	2.00	8.00	500	300.0	0.00	1.08
Weighted Daily Average			562	10.32	958	*27	*0	18.92	*0.00	50	71.31	7.54	29.09	*8136	*900.1	*61.95	*1.85
% of Calories				16.53 %		*19.2%	*0%	30.3%	*0.0%		50.8%		20.7%				
Weekly Nutrient Guideline			550 - 650	<10	1110			<=0									

Base Menu Spreadsheet

Portion Values

Mar 4, 2024 thru Apr 5, 2024

	Cals ¹ (kcal)	S-Fat ¹ (g)	Sodm ¹ (mg)	Total Sugars (g)	Added Sugars (g)	T-Fat (g)	Tr-Fat ² (g)	Cholst (mg)	Carb (g)	Fiber (g)	Protn (g)	Vlt-A (IU)	Calcm (mg)	Vit-C (mg)	Iron (mg)
Weighted Averages	522	6	773	*25	*0	15.09	*0.07	74	66.83	*7.34	32.36	*3558	*542.4	*48.16	*2.72
% of Calories		9.50%		*19.2%	*0%	26.0%	*0.1%		51.2%		24.8%				

N/A - denotes a nutrient that is either missing or incomplete for an individual ingredient

* - denotes combined nutrient totals with either missing or incomplete nutrient data

¹ - denotes required nutrient values

² - Trans Fat value is provided for informational purposes only, not for monitoring purposes.

NOTICE: The data contained within this report and the Mosaic® Menu Planning and Nutritional Analysis software should not be used for and does not provide menu planning for a child with a medical condition or food allergy. Ingredients and menu items are subject to change or substitution without notice. Please consult a medical professional for assistance in planning for or treating medical conditions.



In accordance with Federal civil rights law and U.S. Department of Agriculture (USDA) civil rights regulations and policies, the USDA, its Agencies, offices, and employees, and institutions participating in or administering USDA programs are prohibited from discriminating based on race, color, national origin, sex, disability, age, or reprisal or retaliation for prior civil rights activity in any program or activity conducted or funded by USDA.

Persons with disabilities who require alternative means of communication for program information (e.g. Braille, large print, audiotape, American Sign Language, etc.), should contact the Agency (State or local) where they applied for benefits. Individuals who are deaf, hard of hearing or have speech disabilities may contact USDA through the Federal Relay Service at (800) 877-8339. Additionally, program information may be made available in languages other than English.

To file a program complaint of discrimination, complete the [USDA Program Discrimination Complaint Form](#), (AD-3027) found online at: [How to File a Complaint](#), and at any USDA office, or write a letter addressed to USDA and provide in the letter all of the information requested in the form. To request a copy of the complaint form, call (866) 632-9992. Submit your completed form or letter to USDA by:

- (1) mail: U.S. Department of Agriculture
Office of the Assistant Secretary for Civil Rights
1400 Independence Avenue, SW
Washington, D.C. 20250-9410;
- (2) fax: (202) 690-7442;
- (3) email: program.intake@usda.gov.

This institution is an equal opportunity provider.



March Lunch Menu

LUNCH K-2

What do the colors on the menu mean?

GREEN = locally-sourced
 = vegetarian entree

All grains served are whole grain rich
Student's choice of skim or 1% milk provided at every meal.

Menu subject to change based on availability

This institution is an equal opportunity provider



NATIONAL NUTRITION MONTH

March is National Nutrition Month!
 This year we are celebrating by going Beyond the Table and highlighting local menu options.

Local options

- CHICKEN DRUMS
- FISH
- CABBAGE
- BROCCOLI
- CAULIFLOWER
- PEARS
- APPLES
- CORN
- SQUASH
- POTATOES
- KALE
- COLLARD GREENS
- GREEN BEANS
- LETTUCE
- GRANOLA



MONDAY	TUESDAY	WEDNESDAY	THURSDAY	FRIDAY
4 <ul style="list-style-type: none"> all beef hot dog veggie burger whole grain bun bbq baked beans sauteed cabbage ketchup & mustard fresh pear 	5 <ul style="list-style-type: none"> cajun fish tacos bean & cheese tacos baja cream sauce steamed corn tangy cilantro lime slaw fresh orange wedges 	6 <ul style="list-style-type: none"> herb roasted chicken drum veggie chik'n nuggets cornbread muffin butternut squash puree roasted cauliflower ketchup 100% apple juice 	7 <ul style="list-style-type: none"> chicken alfredo veggie chik'n nugget alfredo whole grain penne steamed broccoli steamed carrots fresh cantaloupe 	8 <ul style="list-style-type: none"> grilled cheese sweet potato fries steamed green peas ketchup fresh apple slices
11 <ul style="list-style-type: none"> cheese pizza mixed greens salad cucumber coins ranch dressing fresh pear 	12 <ul style="list-style-type: none"> beef & cheese nachos bean & cheese nachos southwest taco corn roasted tomato salsa sour cream fresh orange wedges 	13 <ul style="list-style-type: none"> chicken stir fry super sesame tofu brown rice asian kale slaw steamed carrots 100% apple juice 	<p>no school no school</p>	
18 <ul style="list-style-type: none"> beef burger veggie burger whole grain bun lettuce & tomato buffalo cauliflower ketchup & mustard fresh pear 	19 <ul style="list-style-type: none"> cumin lime chicken tacos cheese quesadilla chili black beans sauteed peppers & onions sour cream fresh orange wedges 	20 <ul style="list-style-type: none"> buffalo chicken drum buffalo veggie chik'n mac & cheese whole grain roll cinnamon roasted butternut squash braised collard greens 100% apple juice 	21 <ul style="list-style-type: none"> turkey meatballs tofu bolognese mushroom bolognese whole grain spaghetti mixed greens salad italian dressing fresh cantaloupe 	22 <ul style="list-style-type: none"> crispy fish sandwich grilled cheese sauteed green beans potato salad hot sauce fresh apple slices
25 <ul style="list-style-type: none"> cheese pizza roasted broccoli steamed corn fresh pear 	26 <ul style="list-style-type: none"> beef & cheese tacos sofritas tacos chipotle pinto beans roasted tomato salsa fresh orange wedges 	27 <ul style="list-style-type: none"> sweet chili chicken sweet chili tofu brown rice glazed carrots asian broccoli 100% apple juice 	28 <ul style="list-style-type: none"> turkey sloppy joe lentil sloppy joe whole grain bun sweet potato fries garlic kale ketchup fresh cantaloupe 	29 <ul style="list-style-type: none"> crispy chicken tender veggie chik'n nuggets whole grain roll mashed potatoes sauteed green beans ketchup fresh apple slices
4/1 <ul style="list-style-type: none"> all beef hot dog veggie burger whole grain bun bbq baked beans sauteed cabbage ketchup & mustard fresh pear 	4/2 <ul style="list-style-type: none"> cajun fish tacos bean & cheese tacos baja cream sauce steamed corn tangy cilantro lime slaw fresh orange wedges 	4/3 <ul style="list-style-type: none"> herb roasted chicken drum veggie chik'n nuggets cornbread muffin butternut squash puree roasted cauliflower ketchup 100% apple juice 	4/4 <ul style="list-style-type: none"> chicken alfredo veggie chik'n nugget alfredo whole grain penne roasted broccoli steamed carrots fresh cantaloupe 	4/5 <p style="text-align: center;">no school</p>

Base Menu Spreadsheet

Portion Values

Mar 4, 2024 thru Apr 5, 2024

Menu Name: Private/Charter Lunch K-8

Include Cost: No

Site:

Report Style: Detailed

Use Alternate Menu Name: No

Monday - 03/04/2024

Reimbursable Meal Total 100

	Portion Size	Reimb Qty	Cals ¹ (kcal)	S-Fat ¹ (g)	Sodm ¹ (mg)	Total Sugars (g)	Added Sugars (g)	T-Fat (g)	Tr-Fat ² (g)	Cholst (mg)	Carb (g)	Fiber (g)	Protn (g)	Vit-A (IU)	Calc ^m (mg)	Vit-C (mg)	Iron (mg)
000240 All Beef Hot Dog on a WW Bun	1 each	95	320	7.00	710	4	*N/A*	17.50	0.00	35	30.00	4.00	11.00	0	40.0	1.20	2.16
000409 Veggie Burger on WW Bun	1 each	5	256	0.68	548	5	*N/A*	5.42	0.00	0	46.77	10.15	16.25	0	74.7	0.00	3.42
000475 BBQ Baked Beans	5oz scoop	100	221	0.66	103	5	*N/A*	4.39	*0.00	0	36.16	6.88	10.62	*410	*88.1	*0.48	*3.73
990081 Sauteed Cabbage	.25 C	100	18	0.13	75	1	*N/A*	0.85	*0.00	0	2.61	0.92	0.50	53	14.5	12.37	0.18
000556 Ketchup	1 each	95	10	0.00	100	0	*N/A*	0.00	0.00	0	2.00	0.00	0.00	0	0.0	0.00	0.00
000557 Mustard	1 each	95	10	0.00	71	*N/A*	*N/A*	0.00	*N/A*	0	0.00	0.00	0.00	0	0.0	0.00	0.00
000884 Fresh Pear	1 each	100	131	0.05	2	22	*N/A*	0.32	0.00	0	35.03	7.13	0.83	58	20.7	9.89	0.41
000231 Skim Milk	8 oz	30	86	0.29	128	12	*N/A*	0.44	*N/A*	5	11.98	0.00	8.40	1131	503.9	2.47	0.10
000230 1% Lowfat Milk	8 oz	69	102	1.54	107	13	*N/A*	2.37	*N/A*	12	12.18	0.00	8.22	115	305.0	0.00	0.07
001160 Fat Free Lactose-Free Milk	8 oz	1	90	0.00	130	12	*N/A*	0.00	0.00	5	13.00	0.00	8.00	500	300.0	0.00	0.00
990383 Vanilla Soy milk	8 oz	0	140	0.50	110	15	*N/A*	4.50	0.00	0	17.00	2.00	8.00	500	300.0	0.00	1.08
Weighted Daily Average			804	8.67	1159	*45	*0	24.22	*0.00	43	118.66	19.24	31.49	*944	*529.7	*24.63	*6.63
% of Calories				9.71%		*22.4%	*0%	27.1%	*0.0%		59.0%		15.7%				
Weekly Nutrient Guideline			600 - 650	<10	1110			<=0									

Base Menu Spreadsheet

DC Central Kitchen

Portion Values

Mar 4, 2024 thru Apr 5, 2024

Tuesday - 03/05/2024

Reimbursable Meal Total 100

	Portion Size	Reimb Qty	Cals ¹ (kcal)	S-Fat ¹ (g)	Sodm ¹ (mg)	Total Sugars (g)	Added Sugars (g)	T-Fat (g)	Tr-Fat ² (g)	Cholst (mg)	Carb (g)	Fiber (g)	Protn (g)	Vit-A (IU)	Calc ^m (mg)	Vit-C (mg)	Iron (mg)	
990819	Cajun Fish Tacos	2 each	95	240	1.10	360	0	0	6.18	*0.00	69	27.05	4.38	23.22	*363	*83.9	*0.24	*0.19
990806	Baja Cream Sauce	1 oz	95	38	1.64	83	0	*N/A*	2.65	*0.00	9	2.22	0.04	1.11	98	42.9	0.67	0.06
000706	Black Bean & Cheese Taco	2 each	5	404	4.67	447	*1	*N/A*	12.46	*0.00	15	59.90	12.49	18.73	*718	*252.0	*13.00	*2.95
000469	Steamed Corn	4oz scoop	100	93	0.42	96	2	*N/A*	2.88	*0.00	0	17.08	1.73	2.49	*161	*3.3	*5.28	*0.35
990100	Tangy Cilantro-Lime Slaw	2oz scoop	100	49	0.36	123	3	*N/A*	2.62	*0.00	0	6.49	1.92	1.15	3045	28.1	25.82	0.44
000135	Orange Wedges	.5 C / 3 wedges	100	43	0.01	0	9	*N/A*	0.11	0.00	0	10.81	2.21	0.86	207	36.8	48.94	0.09
000231	Skim Milk	8 oz	30	86	0.29	128	12	*N/A*	0.44	*N/A*	5	11.98	0.00	8.40	1131	503.9	2.47	0.10
000230	1% Lowfat Milk	8 oz	69	102	1.54	107	13	*N/A*	2.37	*N/A*	12	12.18	0.00	8.22	115	305.0	0.00	0.07
001160	Fat Free Lactose-Free Milk	8 oz	1	90	0.00	130	12	*N/A*	0.00	0.00	5	13.00	0.00	8.00	500	300.0	0.00	0.00
990383	Vanilla Soy milk	8 oz	0	140	0.50	110	15	*N/A*	4.50	0.00	0	17.00	2.00	8.00	500	300.0	0.00	1.08
Weighted Daily Average				568	4.78	776	*27	*0	16.39	*0.00	85	77.31	10.68	36.82	*4310	*565.9	*82.30	*1.34
% of Calories					7.57%		*19.0%	*0%	26.0%	*0.0%		54.4%		25.9%				
Weekly Nutrient Guideline				600 - 650	<10	1110			<=0									

Wednesday - 03/06/2024

Reimbursable Meal Total 100

Base Menu Spreadsheet

Portion Values

Mar 4, 2024 thru Apr 5, 2024

	Portion Size	Reimb Qty	Cals ¹ (kcal)	S-Fat ¹ (g)	Sodm ¹ (mg)	Total Sugars (g)	Added Sugars (g)	T-Fat (g)	Tr-Fat ² (g)	Cholst (mg)	Carb (g)	Fiber (g)	Protn (g)	VIt-A (IU)	Calc ^m (mg)	Vit-C (mg)	Iron (mg)
000667 Herb Roasted Chicken Drum 1 ea	1 each	95	192	2.92	206	0	*N/A*	11.95	*0.05	97	0.48	0.19	19.11	*65	*16.3	*0.41	*1.04
990376 Veggie Chik'n Nuggets	5 each	5	225	1.25	438	2	*N/A*	10.00	0.00	0	22.50	5.00	15.00	0	50.0	0.00	2.25
000556 Ketchup	1 each	5	10	0.00	100	0	*N/A*	0.00	0.00	0	2.00	0.00	0.00	0	0.0	0.00	0.00
000850 WG Cornbread Muffin - Small	1 each	100	150	0.50	90	9	*N/A*	5.00	0.00	15	23.00	1.00	3.00	0	20.0	0.00	0.72
990827 Butternut Squash Puree	.25 C	100	60	0.33	51	*2	*N/A*	2.40	*0.00	0	10.17	1.73	0.92	1156	40.2	10.40	0.59
000651 Roasted Cauliflower	4oz scoop	100	95	0.91	249	4	*N/A*	5.07	*0.00	0	10.74	4.21	4.07	*1	*46.4	*99.48	*0.91
000170 100% Apple Juice	4 oz	100	70	0.00	0	*N/A*	*N/A*	0.00	0.00	0	16.00	0.00	0.00	0	0.0	0.00	0.00
000231 Skim Milk	8 oz	30	86	0.29	128	12	*N/A*	0.44	*N/A*	5	11.98	0.00	8.40	1131	503.9	2.47	0.10
000230 1% Lowfat Milk	8 oz	69	102	1.54	107	13	*N/A*	2.37	*N/A*	12	12.18	0.00	8.22	115	305.0	0.00	0.07
001160 Fat Free Lactose-Free Milk	8 oz	1	90	0.00	130	12	*N/A*	0.00	0.00	5	13.00	0.00	8.00	500	300.0	0.00	0.00
990383 Vanilla Soy milk	8 oz	0	140	0.50	110	15	*N/A*	4.50	0.00	0	17.00	2.00	8.00	500	300.0	0.00	1.08
Weighted Daily Average			667	5.73	727	*28	*0	26.08	*0.05	117	73.72	7.38	35.16	*1642	*489.2	*111.02	*3.40
% of Calories				7.73%		*16.8%	*0%	35.2%	*0.1%		44.2%		21.1%				
Weekly Nutrient Guideline			600 - 650	<10	1110			<=0									

Thursday - 03/07/2024

Reimbursable Meal Total 100

	Portion Size	Reimb Qty	Cals ¹ (kcal)	S-Fat ¹ (g)	Sodm ¹ (mg)	Total Sugars (g)	Added Sugars (g)	T-Fat (g)	Tr-Fat ² (g)	Cholst (mg)	Carb (g)	Fiber (g)	Protn (g)	VIt-A (IU)	Calc ^m (mg)	Vit-C (mg)	Iron (mg)
990300 Chicken Alfredo	4 oz	95	142	1.94	268	2	*N/A*	5.08	*0.00	57	3.39	0.12	21.29	*55	*42.7	*2.54	*0.62

Base Menu Spreadsheet

Portion Values

Mar 4, 2024 thru Apr 5, 2024

	Portion Size	Reimb Qty	Cals ¹ (kcal)	S-Fat ¹ (g)	Sodm ¹ (mg)	Total Sugars (g)	Added Sugars (g)	T-Fat (g)	Tr-Fat ² (g)	Cholst (mg)	Carb (g)	Fiber (g)	Protn (g)	Vit-A (IU)	Calc ^m (mg)	Vit-C (mg)	Iron (mg)
990805 Veggie Chik'n Alfredo	5 nuggets	5	291	3.19	678	4	*N/A*	15.08	*0.00	8	25.89	5.12	17.59	*55	*92.7	*0.05	*2.38
000521 Whole Wheat Penne Pasta	.5 C	100	120	0.32	98	0	*N/A*	2.95	*0.00	0	19.31	2.36	3.30	*0	*14.0	*0.00	*0.85
990377 Steamed Carrots	.25 C	100	36	0.19	90	3	*N/A*	1.38	*0.00	0	5.81	1.79	0.59	*9775	*25.4	*3.45	*0.18
000107 Steamed Broccoli	.5 C	100	61	0.56	126	2	*N/A*	3.60	*0.00	0	6.41	2.51	2.72	601	45.4	86.10	0.72
990424 Cantaloupe	.5 C	100	27	0.04	12	6	*N/A*	0.15	0.00	0	6.36	0.70	0.66	2638	7.0	28.63	0.16
000231 Skim Milk	8 oz	30	86	0.29	128	12	*N/A*	0.44	*N/A*	5	11.98	0.00	8.40	1131	503.9	2.47	0.10
000230 1% Lowfat Milk	8 oz	69	102	1.54	107	13	*N/A*	2.37	*N/A*	12	12.18	0.00	8.22	115	305.0	0.00	0.07
001160 Fat Free Lactose-Free Milk	8 oz	1	90	0.00	130	12	*N/A*	0.00	0.00	5	13.00	0.00	8.00	500	300.0	0.00	0.00
990383 Vanilla Soymilk	8 oz	0	140	0.50	110	15	*N/A*	4.50	0.00	0	17.00	2.00	8.00	500	300.0	0.00	1.08
Weighted Daily Average			491	4.26	728	25	0	15.42	*0.00	64	54.53	7.73	36.64	*13493	*501.6	*121.33	*2.70
% of Calories				7.81%		20.4%	0%	28.3%	*0.0%		44.4%		29.8%				
Weekly Nutrient Guideline			600 - 650	<10	1110			<=0									

Friday - 03/08/2024

Reimbursable Meal Total 100

	Portion Size	Reimb Qty	Cals ¹ (kcal)	S-Fat ¹ (g)	Sodm ¹ (mg)	Total Sugars (g)	Added Sugars (g)	T-Fat (g)	Tr-Fat ² (g)	Cholst (mg)	Carb (g)	Fiber (g)	Protn (g)	Vit-A (IU)	Calc ^m (mg)	Vit-C (mg)	Iron (mg)
000539 Grilled Cheese on WW Bread	1 each	100	340	9.00	660	*0	*N/A*	16.00	0.00	40	32.00	4.00	20.00	600	520.0	0.00	1.44
000239 Sweet Potato Fries	4oz scoop	100	108	0.34	149	4	*N/A*	2.31	*0.00	0	20.37	3.08	1.63	*14225	*30.9	*2.42	*0.66
000556 Ketchup	1 each	100	10	0.00	100	0	*N/A*	0.00	0.00	0	2.00	0.00	0.00	0	0.0	0.00	0.00

Base Menu Spreadsheet

Portion Values

Mar 4, 2024 thru Apr 5, 2024

	Portion Size	Reimb Qty	Cals ¹ (kcal)	S-Fat ¹ (g)	Sodm ¹ (mg)	Total Sugars (g)	Added Sugars (g)	T-Fat (g)	Tr-Fat ² (g)	Cholst (mg)	Carb (g)	Fiber (g)	Protn (g)	Vit-A (IU)	Calc ^m (mg)	Vit-C (mg)	Iron (mg)
001101 Steamed Green Peas	.25 C	100	46	0.18	98	2	*N/A*	1.27	*0.00	0	6.44	2.13	2.47	974	10.4	8.52	0.73
000673 Fresh Apple	1 each	100	116	0.06	2	23	*N/A*	0.38	0.00	0	30.80	5.35	0.58	120	13.4	10.26	0.27
000231 Skim Milk	8 oz	30	86	0.29	128	12	*N/A*	0.44	*N/A*	5	11.98	0.00	8.40	1131	503.9	2.47	0.10
000230 1% Lowfat Milk	8 oz	69	102	1.54	107	13	*N/A*	2.37	*N/A*	12	12.18	0.00	8.22	115	305.0	0.00	0.07
001160 Fat Free Lactose-Free Milk	8 oz	1	90	0.00	130	12	*N/A*	0.00	0.00	5	13.00	0.00	8.00	500	300.0	0.00	0.00
990383 Vanilla Soy milk	8 oz	0	140	0.50	110	15	*N/A*	4.50	0.00	0	17.00	2.00	8.00	500	300.0	0.00	1.08
Weighted Daily Average			717	10.74	1123	*42	*0	21.73	*0.00	50	103.74	14.56	32.95	*16343	*939.3	*21.93	*3.17
% of Calories				13.48 %		*23.4%	*0%	27.3%	*0.0%		57.9%		18.4%				
Weekly Nutrient Guideline			600 - 650	<10	1110			<=0									

Monday - 03/11/2024

Reimbursable Meal Total 100

	Portion Size	Reimb Qty	Cals ¹ (kcal)	S-Fat ¹ (g)	Sodm ¹ (mg)	Total Sugars (g)	Added Sugars (g)	T-Fat (g)	Tr-Fat ² (g)	Cholst (mg)	Carb (g)	Fiber (g)	Protn (g)	Vit-A (IU)	Calc ^m (mg)	Vit-C (mg)	Iron (mg)
990871 MP Cheese Pizza	1 each	100	310	5.00	590	3	1	12.00	0.00	25	37.00	4.00	16.00	0	310.0	0.00	1.90
000468 Mixed Greens Salad	8oz scoop	100	14	0.03	24	1	*N/A*	0.20	0.00	0	2.69	1.67	1.27	786	40.1	8.45	0.97
001093 Cucumber Coins	.25 C	100	5	0.01	1	1	*N/A*	0.04	0.00	0	1.33	0.18	0.24	38	5.9	1.02	0.10
000372 House Ranch Dressing	1 oz	100	37	1.00	111	1	*N/A*	2.58	*0.00	4	2.72	0.06	0.78	81	28.9	1.02	0.06
000884 Fresh Pear	1 each	100	131	0.05	2	22	*N/A*	0.32	0.00	0	35.03	7.13	0.83	58	20.7	9.89	0.41
000231 Skim Milk	8 oz	30	86	0.29	128	12	*N/A*	0.44	*N/A*	5	11.98	0.00	8.40	1131	503.9	2.47	0.10

Base Menu Spreadsheet

Portion Values

Mar 4, 2024 thru Apr 5, 2024

	Portion Size	Reimb Qty	Cals ¹ (kcal)	S-Fat ¹ (g)	Sodm ¹ (mg)	Total Sugars (g)	Added Sugars (g)	T-Fat (g)	Tr-Fat ² (g)	Cholst (mg)	Carb (g)	Fiber (g)	Protn (g)	Vit-A (IU)	Calc ^m (mg)	Vit-C (mg)	Iron (mg)
000230 1% Lowfat Milk	8 oz	69	102	1.54	107	13	*N/A*	2.37	*N/A*	12	12.18	0.00	8.22	115	305.0	0.00	0.07
001160 Fat Free Lactose-Free Milk	8 oz	1	90	0.00	130	12	*N/A*	0.00	0.00	5	13.00	0.00	8.00	500	300.0	0.00	0.00
990383 Vanilla Soymilk	8 oz	0	140	0.50	110	15	*N/A*	4.50	0.00	0	17.00	2.00	8.00	500	300.0	0.00	1.08
Weighted Daily Average			595	7.24	842	41	1	16.91	*0.00	39	90.90	13.04	27.39	1386	770.2	21.12	3.52
% of Calories				10.95 %		27.6%	0.7%	25.6%	*0.0%		61.1%		18.4%				
Weekly Nutrient Guideline			600 - 650	<10	1110			<=0									

Tuesday - 03/12/2024

Reimbursable Meal Total 100

	Portion Size	Reimb Qty	Cals ¹ (kcal)	S-Fat ¹ (g)	Sodm ¹ (mg)	Total Sugars (g)	Added Sugars (g)	T-Fat (g)	Tr-Fat ² (g)	Cholst (mg)	Carb (g)	Fiber (g)	Protn (g)	Vit-A (IU)	Calc ^m (mg)	Vit-C (mg)	Iron (mg)
990727 Beef and Cheese Nachos K-8	see recipe	95	500	12.27	678	3	*N/A*	28.90	*0.50	91	32.77	*3.59	28.72	*1439	*281.2	*22.13	*2.57
990726 Bean and Cheese Nachos K-8	See recipe	5	546	9.66	609	*3	*N/A*	23.86	*0.00	40	62.56	*10.87	23.58	*838	*331.1	*13.28	*3.07
000922 Southwest Taco Corn	4oz scoop	100	115	0.56	282	*2	*N/A*	3.91	*0.00	0	20.22	2.67	3.10	*460	*18.5	*16.49	*0.82
990870 Roasted Tomato Salsa	2oz scoop	100	5	0.00	16	*0	*N/A*	0.02	*0.00	0	0.96	0.32	0.10	105	6.8	1.81	0.13
990351 Low Fat Sour Cream	1 oz	100	40	1.90	20	0	*N/A*	3.05	0.00	10	2.04	0.00	1.01	94	40.5	0.26	0.02
000135 Orange Wedges	.5 C / 3 wedges	100	43	0.01	0	9	*N/A*	0.11	0.00	0	10.81	2.21	0.86	207	36.8	48.94	0.09
000231 Skim Milk	8 oz	30	86	0.29	128	12	*N/A*	0.44	*N/A*	5	11.98	0.00	8.40	1131	503.9	2.47	0.10
000230 1% Lowfat Milk	8 oz	69	102	1.54	107	13	*N/A*	2.37	*N/A*	12	12.18	0.00	8.22	115	305.0	0.00	0.07
001160 Fat Free Lactose-Free Milk	8 oz	1	90	0.00	130	12	*N/A*	0.00	0.00	5	13.00	0.00	8.00	500	300.0	0.00	0.00

Base Menu Spreadsheet

Portion Values

Mar 4, 2024 thru Apr 5, 2024

	Portion Size	Reimb Qty	Cals ¹ (kcal)	S-Fat ¹ (g)	Sodm ¹ (mg)	Total Sugars (g)	Added Sugars (g)	T-Fat (g)	Tr-Fat ² (g)	Cholst (mg)	Carb (g)	Fiber (g)	Protn (g)	VIt-A (IU)	Calc ^m (mg)	Vit-C (mg)	Iron (mg)
990383 Vanilla Soy milk	8 oz	0	140	0.50	110	15	*N/A*	4.50	0.00	0	17.00	2.00	8.00	500	300.0	0.00	1.08
Weighted Daily Average			802	15.76	1107	*27	*0	37.50	*0.47	108	80.41	*9.14	41.80	*2698	*750.9	*89.94	*3.74
% of Calories				17.69 %		*13.5%	*0%	42.1%	*0.5%		40.1%		20.8%				
Weekly Nutrient Guideline			600 - 650	<10	1110			<=0									

Wednesday - 03/13/2024

Reimbursable Meal Total 100

	Portion Size	Reimb Qty	Cals ¹ (kcal)	S-Fat ¹ (g)	Sodm ¹ (mg)	Total Sugars (g)	Added Sugars (g)	T-Fat (g)	Tr-Fat ² (g)	Cholst (mg)	Carb (g)	Fiber (g)	Protn (g)	VIt-A (IU)	Calc ^m (mg)	Vit-C (mg)	Iron (mg)
000406 Chicken Stir Fry	1 tender	95	108	0.33	311	0	*N/A*	2.40	*0.00	48	1.36	0.38	19.44	6	14.0	4.45	0.60
000726 Super Sesame Tofu	.5 C	5	128	1.33	430	1	*N/A*	7.57	*0.00	0	4.84	1.40	12.43	*79	*259.1	*1.41	*2.27
990356 Brown Rice	.5 C	100	124	0.18	101	*0	*N/A*	2.19	*0.00	0	23.22	1.49	3.21	*142	*4.8	*0.08	*0.59
000454 Steamed Carrots	4oz scoop	100	72	0.38	179	6	*N/A*	2.76	*0.00	0	11.62	3.58	1.18	*19543	*50.8	*6.90	*0.36
001172 Asian Kale Slaw	.5 C	100	47	0.52	72	1	*N/A*	3.78	*0.00	0	3.02	1.41	1.05	2337	70.3	27.54	0.53
000170 100% Apple Juice	4 oz	100	70	0.00	0	*N/A*	*N/A*	0.00	0.00	0	16.00	0.00	0.00	0	0.0	0.00	0.00
000231 Skim Milk	8 oz	30	86	0.29	128	12	*N/A*	0.44	*N/A*	5	11.98	0.00	8.40	1131	503.9	2.47	0.10
000230 1% Lowfat Milk	8 oz	69	102	1.54	107	13	*N/A*	2.37	*N/A*	12	12.18	0.00	8.22	115	305.0	0.00	0.07
001160 Fat Free Lactose-Free Milk	8 oz	1	90	0.00	130	12	*N/A*	0.00	0.00	5	13.00	0.00	8.00	500	300.0	0.00	0.00

Base Menu Spreadsheet

Portion Values

Mar 4, 2024 thru Apr 5, 2024

	Portion Size	Reimb Qty	Cals ¹ (kcal)	S-Fat ¹ (g)	Sodm ¹ (mg)	Total Sugars (g)	Added Sugars (g)	T-Fat (g)	Tr-Fat ² (g)	Cholst (mg)	Carb (g)	Fiber (g)	Protn (g)	VIt-A (IU)	Calc ^m (mg)	Vit-C (mg)	Iron (mg)
990383 Vanilla Soy milk	8 oz	0	140	0.50	110	15	*N/A*	4.50	0.00	0	17.00	2.00	8.00	500	300.0	0.00	1.08
Weighted Daily Average			519	2.60	783	*20	*0	13.15	*0.00	56	67.52	6.92	32.80	*22455	*516.7	*39.56	*2.24
% of Calories				4.51%		*15.4%	*0%	22.8%	*0.0%		52.0%		25.3%				
Weekly Nutrient Guideline			600 - 650	<10	1110			<=0									

Thursday - 03/14/2024

Reimbursable Meal Total 100

	Portion Size	Reimb Qty	Cals ¹ (kcal)	S-Fat ¹ (g)	Sodm ¹ (mg)	Total Sugars (g)	Added Sugars (g)	T-Fat (g)	Tr-Fat ² (g)	Cholst (mg)	Carb (g)	Fiber (g)	Protn (g)	VIt-A (IU)	Calc ^m (mg)	Vit-C (mg)	Iron (mg)
000609 Pulled BBQ Chicken on WW Bun	1 each	95	281	0.17	525	13	*N/A*	4.24	*0.01	48	39.54	4.02	24.70	*0	21.8	*2.49	2.06
000728 BBQ Tofu on a Whole Wheat Bun	1 each	5	345	1.02	783	25	*N/A*	7.53	*0.00	0	56.98	5.72	17.81	*342	283.9	*0.46	4.03
001090 Coleslaw	.25 C	100	45	0.48	93	3	*N/A*	2.42	*0.00	1	5.41	1.38	0.76	1526	25.6	17.05	0.27
990876 Jazzy Black Eyed Peas	.5 C	100	123	0.65	209	*1	*N/A*	5.33	*0.00	0	14.34	3.54	5.09	*212	*20.7	*6.47	*1.60
990424 Cantaloupe	.5 C	100	27	0.04	12	6	*N/A*	0.15	0.00	0	6.36	0.70	0.66	2638	7.0	28.63	0.16
000231 Skim Milk	8 oz	30	86	0.29	128	12	*N/A*	0.44	*N/A*	5	11.98	0.00	8.40	1131	503.9	2.47	0.10
000230 1% Lowfat Milk	8 oz	69	102	1.54	107	13	*N/A*	2.37	*N/A*	12	12.18	0.00	8.22	115	305.0	0.00	0.07
001160 Fat Free Lactose-Free Milk	8 oz	1	90	0.00	130	12	*N/A*	0.00	0.00	5	13.00	0.00	8.00	500	300.0	0.00	0.00

Base Menu Spreadsheet

Portion Values

Mar 4, 2024 thru Apr 5, 2024

	Portion Size	Reimb Qty	Cals ¹ (kcal)	S-Fat ¹ (g)	Sodm ¹ (mg)	Total Sugars (g)	Added Sugars (g)	T-Fat (g)	Tr-Fat ² (g)	Cholst (mg)	Carb (g)	Fiber (g)	Protn (g)	VIt-A (IU)	Calc ^m (mg)	Vit-C (mg)	Iron (mg)
990383 Vanilla Soy milk	8 oz	0	140	0.50	110	15	*N/A*	4.50	0.00	0	17.00	2.00	8.00	500	300.0	0.00	1.08
Weighted Daily Average			576	2.53	966	*35	*0	14.07	*0.01	57	78.66	9.72	39.13	*4817	*452.9	*55.28	*4.28
% of Calories				3.95%		*24.3%	*0%	22.0%	*0.0%		54.6%		27.2%				
Weekly Nutrient Guideline			600 - 650	<10	1110			<=0									

Friday - 03/15/2024

Reimbursable Meal Total 100

	Portion Size	Reimb Qty	Cals ¹ (kcal)	S-Fat ¹ (g)	Sodm ¹ (mg)	Total Sugars (g)	Added Sugars (g)	T-Fat (g)	Tr-Fat ² (g)	Cholst (mg)	Carb (g)	Fiber (g)	Protn (g)	VIt-A (IU)	Calc ^m (mg)	Vit-C (mg)	Iron (mg)
000733 Scrambled Eggs	3 oz scoop	100	100	2.13	139	0	*N/A*	6.40	*0.00	242	0.03	0.01	8.54	*0	37.2	*0.00	1.43
990076 Whole Grain Waffles Bakecrafters	2 each	100	141	0.00	191	2	*N/A*	5.02	0.00	0	22.09	0.00	4.02	0	0.0	0.00	0.72
990693 Sweet Potato Hash	0.5 C	100	177	0.70	360	*6	*N/A*	4.66	*0.00	0	31.69	5.06	2.78	*20210	*50.4	*16.56	*1.12
990888 Sauteed Spinach	2 oz scoop	100	24	0.11	91	0	*N/A*	0.91	*0.00	0	2.80	1.79	2.23	*7048	*78.4	*3.34	*1.16
000673 Fresh Apple	1 each	100	116	0.06	2	23	*N/A*	0.38	0.00	0	30.80	5.35	0.58	120	13.4	10.26	0.27
000625 All Natural Syrup	1 each	100	35	0.00	5	8	*N/A*	0.00	0.00	0	8.00	0.00	0.00	0	0.0	0.00	0.00
000604 Hot Sauce	1 each	100	0	0.00	32	0	*N/A*	0.00	*N/A*	0	0.02	0.00	0.01	2	0.1	0.90	0.01
000231 Skim Milk	8 oz	30	86	0.29	128	12	*N/A*	0.44	*N/A*	5	11.98	0.00	8.40	1131	503.9	2.47	0.10
000230 1% Lowfat Milk	8 oz	69	102	1.54	107	13	*N/A*	2.37	*N/A*	12	12.18	0.00	8.22	115	305.0	0.00	0.07
001160 Fat Free Lactose-Free Milk	8 oz	1	90	0.00	130	12	*N/A*	0.00	0.00	5	13.00	0.00	8.00	500	300.0	0.00	0.00

Base Menu Spreadsheet

Portion Values

Mar 4, 2024 thru Apr 5, 2024

	Portion Size	Reimb Qty	Cals ¹ (kcal)	S-Fat ¹ (g)	Sodm ¹ (mg)	Total Sugars (g)	Added Sugars (g)	T-Fat (g)	Tr-Fat ² (g)	Cholst (mg)	Carb (g)	Fiber (g)	Protn (g)	VIt-A (IU)	Calc ^m (mg)	Vit-C (mg)	Iron (mg)
990383 Vanilla Soy milk	8 oz	0	140	0.50	110	15	*N/A*	4.50	0.00	0	17.00	2.00	8.00	500	300.0	0.00	1.08
Weighted Daily Average			690	4.15	935	*52	*0	19.14	*0.00	252	107.55	12.22	26.43	*27803	*544.0	*31.79	*4.78
% of Calories				5.41%		*30.1%	*0%	25.0%	*0.0%		62.3%		15.3%				
Weekly Nutrient Guideline			600 - 650	<10	1110			<=0									

Monday - 03/18/2024

Reimbursable Meal Total 100

	Portion Size	Reimb Qty	Cals ¹ (kcal)	S-Fat ¹ (g)	Sodm ¹ (mg)	Total Sugars (g)	Added Sugars (g)	T-Fat (g)	Tr-Fat ² (g)	Cholst (mg)	Carb (g)	Fiber (g)	Protn (g)	VIt-A (IU)	Calc ^m (mg)	Vit-C (mg)	Iron (mg)
000235 Beef Burger on WW Bun	1 each	95	265	2.63	279	3	*N/A*	8.70	0.21	50	29.53	4.15	20.91	107	29.2	0.06	3.05
000409 Veggie Burger on WW Bun	1 each	5	256	0.68	548	5	*N/A*	5.42	0.00	0	46.77	10.15	16.25	0	74.7	0.00	3.42
000982 Lettuce & Tomato	.25 C	100	7	0.01	2	1	*N/A*	0.10	0.00	0	1.49	0.62	0.41	1478	7.4	4.15	0.21
001146 Buffalo Cauliflower	.5 C	100	51	0.40	291	2	*N/A*	2.16	*0.00	0	5.61	2.13	2.09	*114	*23.4	*49.75	*0.47
000557 Mustard	1 each	100	10	0.00	71	*N/A*	*N/A*	0.00	*N/A*	0	0.00	0.00	0.00	0	0.0	0.00	0.00
000556 Ketchup	1 each	100	10	0.00	100	0	*N/A*	0.00	0.00	0	2.00	0.00	0.00	0	0.0	0.00	0.00
000884 Fresh Pear	1 each	100	131	0.05	2	22	*N/A*	0.32	0.00	0	35.03	7.13	0.83	58	20.7	9.89	0.41
000231 Skim Milk	8 oz	30	86	0.29	128	12	*N/A*	0.44	*N/A*	5	11.98	0.00	8.40	1131	503.9	2.47	0.10
000230 1% Lowfat Milk	8 oz	69	102	1.54	107	13	*N/A*	2.37	*N/A*	12	12.18	0.00	8.22	115	305.0	0.00	0.07
001160 Fat Free Lactose-Free Milk	8 oz	1	90	0.00	130	12	*N/A*	0.00	0.00	5	13.00	0.00	8.00	500	300.0	0.00	0.00

Base Menu Spreadsheet

Portion Values

Mar 4, 2024 thru Apr 5, 2024

	Portion Size	Reimb Qty	Cals ¹ (kcal)	S-Fat ¹ (g)	Sodm ¹ (mg)	Total Sugars (g)	Added Sugars (g)	T-Fat (g)	Tr-Fat ² (g)	Cholst (mg)	Carb (g)	Fiber (g)	Protn (g)	VIt-A (IU)	Calc ^m (mg)	Vit-C (mg)	Iron (mg)
990383 Vanilla Soy milk	8 oz	0	140	0.50	110	15	*N/A*	4.50	0.00	0	17.00	2.00	8.00	500	300.0	0.00	1.08
Weighted Daily Average			572	4.15	873	*41	*0	12.88	*0.20	57	86.65	14.33	32.28	*2174	*447.6	*64.58	*4.25
% of Calories				6.53%		*28.7%	*0%	20.3%	*0.3%		60.6%		22.6%				
Weekly Nutrient Guideline			600 - 650	<10	1110			<=0									

Tuesday - 03/19/2024

Reimbursable Meal Total 100

	Portion Size	Reimb Qty	Cals ¹ (kcal)	S-Fat ¹ (g)	Sodm ¹ (mg)	Total Sugars (g)	Added Sugars (g)	T-Fat (g)	Tr-Fat ² (g)	Cholst (mg)	Carb (g)	Fiber (g)	Protn (g)	VIt-A (IU)	Calc ^m (mg)	Vit-C (mg)	Iron (mg)
001037 Cumin Lime Chicken	3 oz	95	136	0.83	198	0	*N/A*	5.82	*0.00	48	1.64	0.34	19.04	*130	*9.2	*2.95	*1.06
990269 Whole Wheat Tortillas, 6 inch - 2 each	2 each	95	140	1.00	210	0	*N/A*	4.00	0.00	0	26.00	4.00	4.00	0	80.0	0.00	0.00
990674 Cheese Quesadilla on 6" tortillas	2 each	5	400	14.00	760	0	*N/A*	22.00	0.00	60	34.00	0.00	18.00	600	540.0	0.00	2.00
990331 Sauteed Peppers & Onions, Strips	.25 C	100	24	0.13	33	2	*N/A*	0.85	*0.00	0	3.98	0.99	0.56	*86	*12.9	*20.72	*0.15
000637 Chili Black Beans	.5 C	100	209	0.65	141	*1	*N/A*	3.93	*0.00	0	33.39	8.49	11.20	*567	*71.2	*13.00	*2.95
990351 Low Fat Sour Cream	1 oz	100	40	1.90	20	0	*N/A*	3.05	0.00	10	2.04	0.00	1.01	94	40.5	0.26	0.02
000135 Orange Wedges	.5 C / 3 wedges	100	43	0.01	0	9	*N/A*	0.11	0.00	0	10.81	2.21	0.86	207	36.8	48.94	0.09
000231 Skim Milk	8 oz	30	86	0.29	128	12	*N/A*	0.44	*N/A*	5	11.98	0.00	8.40	1131	503.9	2.47	0.10
000230 1% Lowfat Milk	8 oz	69	102	1.54	107	13	*N/A*	2.37	*N/A*	12	12.18	0.00	8.22	115	305.0	0.00	0.07
001160 Fat Free Lactose-Free Milk	8 oz	1	90	0.00	130	12	*N/A*	0.00	0.00	5	13.00	0.00	8.00	500	300.0	0.00	0.00

Base Menu Spreadsheet

Portion Values

Mar 4, 2024 thru Apr 5, 2024

	Portion Size	Reimb Qty	Cals ¹ (kcal)	S-Fat ¹ (g)	Sodm ¹ (mg)	Total Sugars (g)	Added Sugars (g)	T-Fat (g)	Tr-Fat ² (g)	Cholst (mg)	Carb (g)	Fiber (g)	Protn (g)	VIt-A (IU)	Calcm (mg)	Vit-C (mg)	Iron (mg)
990383 Vanilla Soy milk	8 oz	0	140	0.50	110	15	*N/A*	4.50	0.00	0	17.00	2.00	8.00	500	300.0	0.00	1.08
Weighted Daily Average			696	6.28	734	*24	*0	20.14	*0.00	69	90.30	15.82	44.71	*1531	*637.7	*86.48	*4.40
% of Calories				8.12%		*13.8%	*0%	26.0%	*0.0%		51.9%		25.7%				
Weekly Nutrient Guideline			600 - 650	<10	1110			<=0									

Wednesday - 03/20/2024

Reimbursable Meal Total 100

	Portion Size	Reimb Qty	Cals ¹ (kcal)	S-Fat ¹ (g)	Sodm ¹ (mg)	Total Sugars (g)	Added Sugars (g)	T-Fat (g)	Tr-Fat ² (g)	Cholst (mg)	Carb (g)	Fiber (g)	Protn (g)	VIt-A (IU)	Calcm (mg)	Vit-C (mg)	Iron (mg)
000977 Buffalo Chicken Drum	1 each	95	198	2.59	706	0	*N/A*	9.67	0.05	97	0.12	0.00	19.01	614	8.4	0.00	0.75
990673 Buffalo Veggie Chik'n Nuggets	5 each	5	263	1.25	1231	2	*N/A*	10.00	0.00	0	22.50	5.00	15.00	756	50.0	0.00	2.25
990845 Whole Wheat Mac & Cheese	4 oz scoop	100	208	5.57	293	3	*N/A*	9.93	*0.00	28	20.77	*2.16	11.41	*134	*182.7	*0.01	*0.06
001178 Braised Collard Greens	.25 C	100	35	0.15	62	*1	*N/A*	1.06	*0.00	0	5.58	2.77	1.94	*4879	*108.5	*26.17	*0.19
990221 Cinnamon Roasted Butternut Squash	4oz	100	78	0.41	123	*1	*N/A*	2.90	*0.00	0	13.82	2.37	1.44	2068	44.9	18.61	0.91
000170 100% Apple Juice	4 oz	100	70	0.00	0	*N/A*	*N/A*	0.00	0.00	0	16.00	0.00	0.00	0	0.0	0.00	0.00
000231 Skim Milk	8 oz	30	86	0.29	128	12	*N/A*	0.44	*N/A*	5	11.98	0.00	8.40	1131	503.9	2.47	0.10
000230 1% Lowfat Milk	8 oz	69	102	1.54	107	13	*N/A*	2.37	*N/A*	12	12.18	0.00	8.22	115	305.0	0.00	0.07
001160 Fat Free Lactose-Free Milk	8 oz	1	90	0.00	130	12	*N/A*	0.00	0.00	5	13.00	0.00	8.00	500	300.0	0.00	0.00

Base Menu Spreadsheet

Portion Values

Mar 4, 2024 thru Apr 5, 2024

	Portion Size	Reimb Qty	Cals ¹ (kcal)	S-Fat ¹ (g)	Sodm ¹ (mg)	Total Sugars (g)	Added Sugars (g)	T-Fat (g)	Tr-Fat ² (g)	Cholst (mg)	Carb (g)	Fiber (g)	Protn (g)	VIt-A (IU)	Calc ^m (mg)	Vit-C (mg)	Iron (mg)
990383 Vanilla Soy milk	8 oz	0	140	0.50	110	15	*N/A*	4.50	0.00	0	17.00	2.00	8.00	500	300.0	0.00	1.08
Weighted Daily Average			690	9.80	1325	*17	*0	25.35	*0.05	130	69.52	*7.56	41.88	*8126	*711.2	*45.53	*2.06
% of Calories				12.78 %		*9.9%	*0%	33.1%	*0.1%		40.3%		24.3%				
Weekly Nutrient Guideline			600 - 650	<10	1110			<=0									

Thursday - 03/21/2024

Reimbursable Meal Total 100

	Portion Size	Reimb Qty	Cals ¹ (kcal)	S-Fat ¹ (g)	Sodm ¹ (mg)	Total Sugars (g)	Added Sugars (g)	T-Fat (g)	Tr-Fat ² (g)	Cholst (mg)	Carb (g)	Fiber (g)	Protn (g)	VIt-A (IU)	Calc ^m (mg)	Vit-C (mg)	Iron (mg)
990815 Turkey Meatball	4 each	95	110	1.00	390	0	*N/A*	5.00	0.00	45	4.00	0.00	13.00	0	20.0	0.00	0.72
990376 Veggie Chik'n Nuggets	5 each	5	225	1.25	438	2	*N/A*	10.00	0.00	0	22.50	5.00	15.00	0	50.0	0.00	2.25
990882 TEST Mushroom Bolognese V2 TEST	4oz scoop	100	80	0.07	151	7	0	0.47	*0.00	0	15.28	3.32	4.15	*135	*27.7	*5.79	*0.96
990301 Whole Grain Spaghetti	.5 C	100	114	0.39	101	0	*N/A*	2.62	*0.00	0	20.13	2.63	3.92	*0	*15.4	*0.00	*0.97
001148 Mixed Greens Salad	.5 C	100	7	0.02	12	0	*N/A*	0.10	0.00	0	1.35	0.84	0.64	393	20.1	4.22	0.48
000680 Italian Dressing	1 oz	100	80	1.20	17	*0	*N/A*	8.67	*0.00	0	0.56	0.17	0.06	32	8.5	0.27	0.33
990424 Cantaloupe	.5 C	100	27	0.04	12	6	*N/A*	0.15	0.00	0	6.36	0.70	0.66	2638	7.0	28.63	0.16
000231 Skim Milk	8 oz	30	86	0.29	128	12	*N/A*	0.44	*N/A*	5	11.98	0.00	8.40	1131	503.9	2.47	0.10
000230 1% Lowfat Milk	8 oz	69	102	1.54	107	13	*N/A*	2.37	*N/A*	12	12.18	0.00	8.22	115	305.0	0.00	0.07
001160 Fat Free Lactose-Free Milk	8 oz	1	90	0.00	130	12	*N/A*	0.00	0.00	5	13.00	0.00	8.00	500	300.0	0.00	0.00

Base Menu Spreadsheet

Portion Values

Mar 4, 2024 thru Apr 5, 2024

	Portion Size	Reimb Qty	Cals ¹ (kcal)	S-Fat ¹ (g)	Sodm ¹ (mg)	Total Sugars (g)	Added Sugars (g)	T-Fat (g)	Tr-Fat ² (g)	Cholst (mg)	Carb (g)	Fiber (g)	Protn (g)	VIt-A (IU)	CalcM (mg)	Vit-C (mg)	Iron (mg)
990383 Vanilla Soy milk	8 oz	0	140	0.50	110	15	*N/A*	4.50	0.00	0	17.00	2.00	8.00	500	300.0	0.00	1.08
Weighted Daily Average			521	3.88	799	*27	*0	19.02	*0.00	53	60.72	7.92	30.80	*3621	*464.8	*39.65	*3.80
% of Calories				6.70%		*20.7%	*0%	32.9%	*0.0%		46.6%		23.6%				
Weekly Nutrient Guideline			600 - 650	<10	1110			<=0									

Friday - 03/22/2024

Reimbursable Meal Total 100

	Portion Size	Reimb Qty	Cals ¹ (kcal)	S-Fat ¹ (g)	Sodm ¹ (mg)	Total Sugars (g)	Added Sugars (g)	T-Fat (g)	Tr-Fat ² (g)	Cholst (mg)	Carb (g)	Fiber (g)	Protn (g)	VIt-A (IU)	CalcM (mg)	Vit-C (mg)	Iron (mg)
990873 Crispy Catfish Sandwich on WW bun	1 each	95	329	0.81	582	4	0	8.75	*0.00	69	39.57	4.84	26.97	*137	*47.9	*0.07	*2.21
000792 Grilled Cheese on WW Bun	1 each	5	320	9.00	620	3	*N/A*	16.00	0.00	40	29.00	4.00	20.00	600	420.0	0.00	1.44
000604 Hot Sauce	1 each	100	0	0.00	32	0	*N/A*	0.00	*N/A*	0	0.02	0.00	0.01	2	0.1	0.90	0.01
001091 Sauteed Green Beans	.25 C	100	25	0.17	48	*0	*N/A*	1.16	*0.00	0	3.09	1.03	0.73	53	17.0	5.06	0.35
000202 Potato Salad	4oz scoop	100	88	0.36	188	*0	*N/A*	2.40	*0.00	0	15.43	1.65	1.79	25	11.4	8.02	0.69
000673 Fresh Apple	1 each	100	116	0.06	2	23	*N/A*	0.38	0.00	0	30.80	5.35	0.58	120	13.4	10.26	0.27
000231 Skim Milk	8 oz	30	86	0.29	128	12	*N/A*	0.44	*N/A*	5	11.98	0.00	8.40	1131	503.9	2.47	0.10
000230 1% Lowfat Milk	8 oz	69	102	1.54	107	13	*N/A*	2.37	*N/A*	12	12.18	0.00	8.22	115	305.0	0.00	0.07
001160 Fat Free Lactose-Free Milk	8 oz	1	90	0.00	130	12	*N/A*	0.00	0.00	5	13.00	0.00	8.00	500	300.0	0.00	0.00

Base Menu Spreadsheet

Portion Values

Mar 4, 2024 thru Apr 5, 2024

	Portion Size	Reimb Qty	Cals ¹ (kcal)	S-Fat ¹ (g)	Sodm ¹ (mg)	Total Sugars (g)	Added Sugars (g)	T-Fat (g)	Tr-Fat ² (g)	Cholst (mg)	Carb (g)	Fiber (g)	Protn (g)	VIt-A (IU)	Calc ^m (mg)	Vit-C (mg)	Iron (mg)
990383 Vanilla Soy milk	8 oz	0	140	0.50	110	15	*N/A*	4.50	0.00	0	17.00	2.00	8.00	500	300.0	0.00	1.08
Weighted Daily Average			655	2.96	968	*40	*0	14.82	*0.00	78	100.51	12.83	38.00	*785	*473.0	*25.05	*3.57
% of Calories				4.07%		*24.4%	*0%	20.4%	*0.0%		61.4%		23.2%				
Weekly Nutrient Guideline			600 - 650	<10	1110			<=0									

Monday - 03/25/2024

Reimbursable Meal Total 100

	Portion Size	Reimb Qty	Cals ¹ (kcal)	S-Fat ¹ (g)	Sodm ¹ (mg)	Total Sugars (g)	Added Sugars (g)	T-Fat (g)	Tr-Fat ² (g)	Cholst (mg)	Carb (g)	Fiber (g)	Protn (g)	VIt-A (IU)	Calc ^m (mg)	Vit-C (mg)	Iron (mg)
990871 MP Cheese Pizza	1 each	100	310	5.00	590	3	1	12.00	0.00	25	37.00	4.00	16.00	0	310.0	0.00	1.90
000647 Roasted Broccoli	.5 C	100	55	0.43	126	2	*N/A*	2.60	*0.00	0	6.65	2.55	2.78	*602	*45.9	*86.10	*0.73
001097 Steamed Corn	.25 C	100	46	0.21	48	1	*N/A*	1.44	*0.00	0	8.47	0.86	1.24	*80	*1.6	*2.62	*0.17
000884 Fresh Pear	1 each	100	131	0.05	2	22	*N/A*	0.32	0.00	0	35.03	7.13	0.83	58	20.7	9.89	0.41
000231 Skim Milk	8 oz	30	86	0.29	128	12	*N/A*	0.44	*N/A*	5	11.98	0.00	8.40	1131	503.9	2.47	0.10
000230 1% Lowfat Milk	8 oz	69	102	1.54	107	13	*N/A*	2.37	*N/A*	12	12.18	0.00	8.22	115	305.0	0.00	0.07
000652 Light Mayonnaise	1 each	2	30	0.00	110	*N/A*	*N/A*	3.00	0.00	0	0.00	0.00	0.00	0	0.0	0.00	0.00
000557 Mustard	1 each	2	10	0.00	71	*N/A*	*N/A*	0.00	*N/A*	0	0.00	0.00	0.00	0	0.0	0.00	0.00
Weighted Daily Average			640	6.84	882	*40	*1	18.19	*0.00	35	99.15	14.54	29.03	*1157	*739.8	*99.35	*3.29
% of Calories				9.62%		*25.0%	*0.6%	25.6%	*0.0%		62.0%		18.1%				
Weekly Nutrient Guideline			600 - 650	<10	1110			<=0									

Base Menu Spreadsheet

Portion Values

Mar 4, 2024 thru Apr 5, 2024

Tuesday - 03/26/2024

Reimbursable Meal Total 100

	Portion Size	Reimb Qty	Cals ¹ (kcal)	S-Fat ¹ (g)	Sodm ¹ (mg)	Total Sugars (g)	Added Sugars (g)	T-Fat (g)	Tr-Fat ² (g)	Cholst (mg)	Carb (g)	Fiber (g)	Protn (g)	Vit-A (IU)	Calc ^m (mg)	Vit-C (mg)	Iron (mg)
990185 Beef Tacos in 6" Tortilla	2 each	95	578	13.75	828	2	*N/A*	31.28	*1.00	133	34.23	6.42	43.98	*2647	*330.6	*43.70	*4.90
990810 Sofritas Tofu Soft Tacos	2 each	5	278	2.20	643	*3	*N/A*	10.73	*0.00	0	35.90	5.96	16.12	*392	*360.5	*0.73	*3.49
990327 Chipotle Pinto Beans	.5 C	100	170	0.30	126	*1	*N/A*	1.92	*0.00	0	28.51	7.08	9.51	119	56.4	3.55	2.52
990870 Roasted Tomato Salsa	2oz scoop	100	5	0.00	16	*0	*N/A*	0.02	*0.00	0	0.96	0.32	0.10	105	6.8	1.81	0.13
000135 Orange Wedges	.5 C / 3 wedges	100	43	0.01	0	9	*N/A*	0.11	0.00	0	10.81	2.21	0.86	207	36.8	48.94	0.09
000231 Skim Milk	8 oz	30	86	0.29	128	12	*N/A*	0.44	*N/A*	5	11.98	0.00	8.40	1131	503.9	2.47	0.10
000230 1% Lowfat Milk	8 oz	69	102	1.54	107	13	*N/A*	2.37	*N/A*	12	12.18	0.00	8.22	115	305.0	0.00	0.07
001160 Fat Free Lactose-Free Milk	8 oz	1	90	0.00	130	12	*N/A*	0.00	0.00	5	13.00	0.00	8.00	500	300.0	0.00	0.00
990383 Vanilla Soymilk	8 oz	0	140	0.50	110	15	*N/A*	4.50	0.00	0	17.00	2.00	8.00	500	300.0	0.00	1.08
Weighted Daily Average			879	14.63	1075	*25	*0	34.08	*0.95	136	86.71	16.00	61.34	*3388	*796.7	*96.60	*7.64
% of Calories				14.98 %		*11.4%	*0%	34.9%	*1.0%		39.5%		27.9%				
Weekly Nutrient Guideline			600 - 650	<10	1110			<=0									

Wednesday - 03/27/2024

Reimbursable Meal Total 100

	Portion Size	Reimb Qty	Cals ¹ (kcal)	S-Fat ¹ (g)	Sodm ¹ (mg)	Total Sugars (g)	Added Sugars (g)	T-Fat (g)	Tr-Fat ² (g)	Cholst (mg)	Carb (g)	Fiber (g)	Protn (g)	Vit-A (IU)	Calc ^m (mg)	Vit-C (mg)	Iron (mg)
000668 Sweet Chili Chicken	3 oz scoop	95	188	0.64	697	16	*N/A*	4.49	*0.00	48	18.63	0.22	18.88	*0	*2.4	*2.70	*0.63

Base Menu Spreadsheet

Portion Values

Mar 4, 2024 thru Apr 5, 2024

	Portion Size	Reimb Qty	Cals ¹ (kcal)	S-Fat ¹ (g)	Sodm ¹ (mg)	Total Sugars (g)	Added Sugars (g)	T-Fat (g)	Tr-Fat ² (g)	Cholst (mg)	Carb (g)	Fiber (g)	Protn (g)	Vit-A (IU)	Calc ^m (mg)	Vit-C (mg)	Iron (mg)
990760 Sweet Chili Tofu	.5 C	5	99	0.42	592	16	*N/A*	2.78	*0.00	0	18.37	0.23	1.26	*45	*27.1	*0.21	*0.32
990356 Brown Rice	.5 C	100	124	0.18	101	*0	*N/A*	2.19	*0.00	0	23.22	1.49	3.21	*142	*4.8	*0.08	*0.59
001170 Asian Broccoli	.25 C	100	38	0.34	139	1	*N/A*	2.14	*0.00	0	3.96	1.34	1.75	*301	*24.4	*43.06	*0.46
000023 Glazed Carrots	.5 C	100	71	0.22	180	8	*N/A*	1.59	*0.00	0	14.01	3.59	1.20	*19543	*52.7	*6.90	*0.41
000170 100% Apple Juice	4 oz	100	70	0.00	0	*N/A*	*N/A*	0.00	0.00	0	16.00	0.00	0.00	0	0.0	0.00	0.00
000231 Skim Milk	8 oz	30	86	0.29	128	12	*N/A*	0.44	*N/A*	5	11.98	0.00	8.40	1131	503.9	2.47	0.10
000230 1% Lowfat Milk	8 oz	69	102	1.54	107	13	*N/A*	2.37	*N/A*	12	12.18	0.00	8.22	115	305.0	0.00	0.07
001160 Fat Free Lactose-Free Milk	8 oz	1	90	0.00	130	12	*N/A*	0.00	0.00	5	13.00	0.00	8.00	500	300.0	0.00	0.00
990383 Vanilla Soymilk	8 oz	0	140	0.50	110	15	*N/A*	4.50	0.00	0	17.00	2.00	8.00	500	300.0	0.00	1.08
Weighted Daily Average			584	2.52	1225	*38	*0	12.08	*0.00	56	87.93	6.65	32.43	*20411	*450.1	*53.35	*2.16
% of Calories				3.88%		*26.0%	*0%	18.6%	*0.0%		60.2%		22.2%				
Weekly Nutrient Guideline			600 - 650	<10	1110			<=0									

Thursday - 03/28/2024

Reimbursable Meal Total 100

	Portion Size	Reimb Qty	Cals ¹ (kcal)	S-Fat ¹ (g)	Sodm ¹ (mg)	Total Sugars (g)	Added Sugars (g)	T-Fat (g)	Tr-Fat ² (g)	Cholst (mg)	Carb (g)	Fiber (g)	Protn (g)	Vit-A (IU)	Calc ^m (mg)	Vit-C (mg)	Iron (mg)
000065 Turkey Sloppy Joe on WW Bun	1 each	95	298	2.27	600	*10	*N/A*	10.01	*0.00	87	37.49	4.74	19.86	*151	*86.7	*4.99	*3.33
990666 Lentil Sloppy Joe on WW Bun	1 each	5	332	0.41	877	*12	*N/A*	5.52	*0.00	0	62.06	8.77	14.45	*831	*44.0	*9.23	*4.28
000239 Sweet Potato Fries	4oz scoop	100	108	0.34	149	4	*N/A*	2.31	*0.00	0	20.37	3.08	1.63	*14225	*30.9	*2.42	*0.66

Base Menu Spreadsheet

Portion Values

Mar 4, 2024 thru Apr 5, 2024

	Portion Size	Reimb Qty	Cals ¹ (kcal)	S-Fat ¹ (g)	Sodm ¹ (mg)	Total Sugars (g)	Added Sugars (g)	T-Fat (g)	Tr-Fat ² (g)	Cholst (mg)	Carb (g)	Fiber (g)	Protn (g)	VIt-A (IU)	Calc ^m (mg)	Vit-C (mg)	Iron (mg)
000556 Ketchup	1 each	100	10	0.00	100	0	*N/A*	0.00	0.00	0	2.00	0.00	0.00	0	0.0	0.00	0.00
990604 Garlic Kale - .25 C	.25 C	100	24	0.23	67	0	*N/A*	1.70	*0.00	0	1.79	1.60	1.14	*1855	*98.1	*36.01	*0.62
990424 Cantaloupe	.5 C	100	27	0.04	12	6	*N/A*	0.15	0.00	0	6.36	0.70	0.66	2638	7.0	28.63	0.16
000231 Skim Milk	8 oz	30	86	0.29	128	12	*N/A*	0.44	*N/A*	5	11.98	0.00	8.40	1131	503.9	2.47	0.10
000230 1% Lowfat Milk	8 oz	69	102	1.54	107	13	*N/A*	2.37	*N/A*	12	12.18	0.00	8.22	115	305.0	0.00	0.07
001160 Fat Free Lactose-Free Milk	8 oz	1	90	0.00	130	12	*N/A*	0.00	0.00	5	13.00	0.00	8.00	500	300.0	0.00	0.00
990383 Vanilla Soy milk	8 oz	0	140	0.50	110	15	*N/A*	4.50	0.00	0	17.00	2.00	8.00	500	300.0	0.00	1.08
Weighted Daily Average			566	3.94	1056	*33	*0	15.71	*0.00	93	81.37	10.32	31.29	*19327	*585.2	*72.99	*4.90
% of Calories				6.27%		*23.3%	*0%	25.0%	*0.0%		57.5%		22.1%				
Weekly Nutrient Guideline			600 - 650	<10	1110			<=0									

Friday - 03/29/2024

Reimbursable Meal Total 100

	Portion Size	Reimb Qty	Cals ¹ (kcal)	S-Fat ¹ (g)	Sodm ¹ (mg)	Total Sugars (g)	Added Sugars (g)	T-Fat (g)	Tr-Fat ² (g)	Cholst (mg)	Carb (g)	Fiber (g)	Protn (g)	VIt-A (IU)	Calc ^m (mg)	Vit-C (mg)	Iron (mg)
000543 Crispy Chicken Tender	1 each	91	137	0.24	283	1	*N/A*	0.87	*0.00	49	11.00	0.82	20.98	141	38.9	2.66	1.26
990376 Veggie Chik'n Nuggets	5 each	5	225	1.25	438	2	*N/A*	10.00	0.00	0	22.50	5.00	15.00	0	50.0	0.00	2.25
000004 Whole Wheat Roll	1 each	100	80	0.00	170	2	*N/A*	1.00	0.00	0	16.00	2.00	3.00	0	60.0	0.00	1.08
000682 Mashed Potatoes	.5 C	100	103	1.32	203	*1	*N/A*	4.29	*0.00	4	14.01	2.74	3.13	48	45.6	12.31	3.53
001091 Sauteed Green Beans	.25 C	100	25	0.17	48	*0	*N/A*	1.16	*0.00	0	3.09	1.03	0.73	53	17.0	5.06	0.35

Base Menu Spreadsheet

Portion Values

Mar 4, 2024 thru Apr 5, 2024

	Portion Size	Reimb Qty	Cals ¹ (kcal)	S-Fat ¹ (g)	Sodm ¹ (mg)	Total Sugars (g)	Added Sugars (g)	T-Fat (g)	Tr-Fat ² (g)	Cholst (mg)	Carb (g)	Fiber (g)	Protn (g)	VIt-A (IU)	Calc ^m (mg)	Vit-C (mg)	Iron (mg)
000556 Ketchup	1 each	100	10	0.00	100	0	*N/A*	0.00	0.00	0	2.00	0.00	0.00	0	0.0	0.00	0.00
000673 Fresh Apple	1 each	1	116	0.06	2	23	*N/A*	0.38	0.00	0	30.80	5.35	0.58	120	13.4	10.26	0.27
000231 Skim Milk	8 oz	30	86	0.29	128	12	*N/A*	0.44	*N/A*	5	11.98	0.00	8.40	1131	503.9	2.47	0.10
000230 1% Lowfat Milk	8 oz	69	102	1.54	107	13	*N/A*	2.37	*N/A*	12	12.18	0.00	8.22	115	305.0	0.00	0.07
001160 Fat Free Lactose-Free Milk	8 oz	1	90	0.00	130	12	*N/A*	0.00	0.00	5	13.00	0.00	8.00	500	300.0	0.00	0.00
990383 Vanilla Soy milk	8 oz	0	140	0.50	110	15	*N/A*	4.50	0.00	0	17.00	2.00	8.00	500	300.0	0.00	1.08
000776 Sunbutter & Jelly Sandwich	1 each	2	579	2.93	487	*8	*N/A*	36.42	0.00	0	55.54	7.50	16.78	33	159.0	0.00	4.01
000592 Turkey Ham & Cheese on WW Brea	1 each	2	300	5.25	735	*0	*N/A*	11.25	0.00	50	32.50	4.00	20.50	300	330.0	0.60	1.44
000652 Light Mayonnaise	1 each	2	30	0.00	110	*N/A*	*N/A*	3.00	0.00	0	0.00	0.00	0.00	0	0.0	0.00	0.00
000557 Mustard	1 each	2	10	0.00	71	*N/A*	*N/A*	0.00	*N/A*	0	0.00	0.00	0.00	0	0.0	0.00	0.00
Weighted Daily Average			472	3.09	942	*17	*0	10.53	*0.00	60	60.43	7.04	35.73	661	535.1	20.65	6.42
% of Calories				5.89%		*14.4%	*0%	20.1%	*0.0%		51.2%		30.3%				
Weekly Nutrient Guideline			600 - 650	<10	1110			<=0									

Monday - 04/01/2024

Reimbursable Meal Total 100

	Portion Size	Reimb Qty	Cals ¹ (kcal)	S-Fat ¹ (g)	Sodm ¹ (mg)	Total Sugars (g)	Added Sugars (g)	T-Fat (g)	Tr-Fat ² (g)	Cholst (mg)	Carb (g)	Fiber (g)	Protn (g)	VIt-A (IU)	Calc ^m (mg)	Vit-C (mg)	Iron (mg)
000240 All Beef Hot Dog on a WW Bun	1 each	95	320	7.00	710	4	*N/A*	17.50	0.00	35	30.00	4.00	11.00	0	40.0	1.20	2.16
000409 Veggie Burger on WW Bun	1 each	5	256	0.68	548	5	*N/A*	5.42	0.00	0	46.77	10.15	16.25	0	74.7	0.00	3.42

Base Menu Spreadsheet

Portion Values

Mar 4, 2024 thru Apr 5, 2024

	Portion Size	Reimb Qty	Cals ¹ (kcal)	S-Fat ¹ (g)	Sodm ¹ (mg)	Total Sugars (g)	Added Sugars (g)	T-Fat (g)	Tr-Fat ² (g)	Cholst (mg)	Carb (g)	Fiber (g)	Protn (g)	Vit-A (IU)	Calc ^m (mg)	Vit-C (mg)	Iron (mg)
000475 BBQ Baked Beans	5oz scoop	100	221	0.66	103	5	*N/A*	4.39	*0.00	0	36.16	6.88	10.62	*410	*88.1	*0.48	*3.73
990081 Sauteed Cabbage	.25 C	100	18	0.13	75	1	*N/A*	0.85	*0.00	0	2.61	0.92	0.50	53	14.5	12.37	0.18
000556 Ketchup	1 each	95	10	0.00	100	0	*N/A*	0.00	0.00	0	2.00	0.00	0.00	0	0.0	0.00	0.00
000557 Mustard	1 each	95	10	0.00	71	*N/A*	*N/A*	0.00	*N/A*	0	0.00	0.00	0.00	0	0.0	0.00	0.00
000884 Fresh Pear	1 each	100	131	0.05	2	22	*N/A*	0.32	0.00	0	35.03	7.13	0.83	58	20.7	9.89	0.41
000231 Skim Milk	8 oz	30	86	0.29	128	12	*N/A*	0.44	*N/A*	5	11.98	0.00	8.40	1131	503.9	2.47	0.10
000230 1% Lowfat Milk	8 oz	69	102	1.54	107	13	*N/A*	2.37	*N/A*	12	12.18	0.00	8.22	115	305.0	0.00	0.07
001160 Fat Free Lactose-Free Milk	8 oz	1	90	0.00	130	12	*N/A*	0.00	0.00	5	13.00	0.00	8.00	500	300.0	0.00	0.00
990383 Vanilla Soy milk	8 oz	0	140	0.50	110	15	*N/A*	4.50	0.00	0	17.00	2.00	8.00	500	300.0	0.00	1.08
Weighted Daily Average			804	8.67	1159	*45	*0	24.22	*0.00	43	118.66	19.24	31.49	*944	*529.7	*24.63	*6.63
% of Calories				9.71%		*22.4%	*0%	27.1%	*0.0%		59.0%		15.7%				
Weekly Nutrient Guideline			600 - 650	<10	1110			<=0									

Tuesday - 04/02/2024

Reimbursable Meal Total 100

	Portion Size	Reimb Qty	Cals ¹ (kcal)	S-Fat ¹ (g)	Sodm ¹ (mg)	Total Sugars (g)	Added Sugars (g)	T-Fat (g)	Tr-Fat ² (g)	Cholst (mg)	Carb (g)	Fiber (g)	Protn (g)	Vit-A (IU)	Calc ^m (mg)	Vit-C (mg)	Iron (mg)
990819 Cajun Fish Tacos	2 each	95	240	1.10	360	0	0	6.18	*0.00	69	27.05	4.38	23.22	*363	*83.9	*0.24	*0.19
990806 Baja Cream Sauce	1 oz	95	38	1.64	83	0	*N/A*	2.65	*0.00	9	2.22	0.04	1.11	98	42.9	0.67	0.06
000706 Black Bean & Cheese Taco	2 each	5	404	4.67	447	*1	*N/A*	12.46	*0.00	15	59.90	12.49	18.73	*718	*252.0	*13.00	*2.95

Base Menu Spreadsheet

DC Central Kitchen

Portion Values

Mar 4, 2024 thru Apr 5, 2024

	Portion Size	Reimb Qty	Cals ¹ (kcal)	S-Fat ¹ (g)	Sodm ¹ (mg)	Total Sugars (g)	Added Sugars (g)	T-Fat (g)	Tr-Fat ² (g)	Cholst (mg)	Carb (g)	Fiber (g)	Protn (g)	VIt-A (IU)	Calc ^m (mg)	Vit-C (mg)	Iron (mg)
000469 Steamed Corn	4oz scoop	100	93	0.42	96	2	*N/A*	2.88	*0.00	0	17.08	1.73	2.49	*161	*3.3	*5.28	*0.35
990100 Tangy Cilantro-Lime Slaw	2oz scoop	100	49	0.36	123	3	*N/A*	2.62	*0.00	0	6.49	1.92	1.15	3045	28.1	25.82	0.44
000135 Orange Wedges	.5 C / 3 wedges	100	43	0.01	0	9	*N/A*	0.11	0.00	0	10.81	2.21	0.86	207	36.8	48.94	0.09
000231 Skim Milk	8 oz	30	86	0.29	128	12	*N/A*	0.44	*N/A*	5	11.98	0.00	8.40	1131	503.9	2.47	0.10
000230 1% Lowfat Milk	8 oz	69	102	1.54	107	13	*N/A*	2.37	*N/A*	12	12.18	0.00	8.22	115	305.0	0.00	0.07
001160 Fat Free Lactose-Free Milk	8 oz	1	90	0.00	130	12	*N/A*	0.00	0.00	5	13.00	0.00	8.00	500	300.0	0.00	0.00
990383 Vanilla Soy milk	8 oz	0	140	0.50	110	15	*N/A*	4.50	0.00	0	17.00	2.00	8.00	500	300.0	0.00	1.08
Weighted Daily Average			568	4.78	776	*27	*0	16.39	*0.00	85	77.31	10.68	36.82	*4310	*565.9	*82.30	*1.34
% of Calories				7.57%		*19.0%	*0%	26.0%	*0.0%		54.4%		25.9%				
Weekly Nutrient Guideline			600 - 650	<10	1110			<=0									

Wednesday - 04/03/2024

Reimbursable Meal Total 100

	Portion Size	Reimb Qty	Cals ¹ (kcal)	S-Fat ¹ (g)	Sodm ¹ (mg)	Total Sugars (g)	Added Sugars (g)	T-Fat (g)	Tr-Fat ² (g)	Cholst (mg)	Carb (g)	Fiber (g)	Protn (g)	VIt-A (IU)	Calc ^m (mg)	Vit-C (mg)	Iron (mg)
000667 Herb Roasted Chicken Drum 1 ea	1 each	95	192	2.92	206	0	*N/A*	11.95	*0.05	97	0.48	0.19	19.11	*65	*16.3	*0.41	*1.04
990376 Veggie Chik'n Nuggets	5 each	5	225	1.25	438	2	*N/A*	10.00	0.00	0	22.50	5.00	15.00	0	50.0	0.00	2.25
000556 Ketchup	1 each	5	10	0.00	100	0	*N/A*	0.00	0.00	0	2.00	0.00	0.00	0	0.0	0.00	0.00
000850 WG Cornbread Muffin - Small	1 each	100	150	0.50	90	9	*N/A*	5.00	0.00	15	23.00	1.00	3.00	0	20.0	0.00	0.72
990827 Butternut Squash Puree	.25 C	100	60	0.33	51	*2	*N/A*	2.40	*0.00	0	10.17	1.73	0.92	1156	40.2	10.40	0.59

Base Menu Spreadsheet

Portion Values

Mar 4, 2024 thru Apr 5, 2024

	Portion Size	Reimb Qty	Cals ¹ (kcal)	S-Fat ¹ (g)	Sodm ¹ (mg)	Total Sugars (g)	Added Sugars (g)	T-Fat (g)	Tr-Fat ² (g)	Cholst (mg)	Carb (g)	Fiber (g)	Protn (g)	Vit-A (IU)	Calc ^m (mg)	Vit-C (mg)	Iron (mg)
000651 Roasted Cauliflower	4oz scoop	100	95	0.91	249	4	*N/A*	5.07	*0.00	0	10.74	4.21	4.07	*1	*46.4	*99.48	*0.91
000170 100% Apple Juice	4 oz	100	70	0.00	0	*N/A*	*N/A*	0.00	0.00	0	16.00	0.00	0.00	0	0.0	0.00	0.00
000231 Skim Milk	8 oz	30	86	0.29	128	12	*N/A*	0.44	*N/A*	5	11.98	0.00	8.40	1131	503.9	2.47	0.10
000230 1% Lowfat Milk	8 oz	69	102	1.54	107	13	*N/A*	2.37	*N/A*	12	12.18	0.00	8.22	115	305.0	0.00	0.07
001160 Fat Free Lactose-Free Milk	8 oz	1	90	0.00	130	12	*N/A*	0.00	0.00	5	13.00	0.00	8.00	500	300.0	0.00	0.00
990383 Vanilla Soy milk	8 oz	0	140	0.50	110	15	*N/A*	4.50	0.00	0	17.00	2.00	8.00	500	300.0	0.00	1.08
Weighted Daily Average			667	5.73	727	*28	*0	26.08	*0.05	117	73.72	7.38	35.16	*1642	*489.2	*111.02	*3.40
% of Calories				7.73%		*16.8%	*0%	35.2%	*0.1%		44.2%		21.1%				
Weekly Nutrient Guideline			600 - 650	<10	1110			<=0									

Thursday - 04/04/2024

Reimbursable Meal Total 100

	Portion Size	Reimb Qty	Cals ¹ (kcal)	S-Fat ¹ (g)	Sodm ¹ (mg)	Total Sugars (g)	Added Sugars (g)	T-Fat (g)	Tr-Fat ² (g)	Cholst (mg)	Carb (g)	Fiber (g)	Protn (g)	Vit-A (IU)	Calc ^m (mg)	Vit-C (mg)	Iron (mg)
990300 Chicken Alfredo	4 oz	95	142	1.94	268	2	*N/A*	5.08	*0.00	57	3.39	0.12	21.29	*55	*42.7	*2.54	*0.62
990805 Veggie Chik'n Alfredo	5 nuggets	5	291	3.19	678	4	*N/A*	15.08	*0.00	8	25.89	5.12	17.59	*55	*92.7	*0.05	*2.38
000521 Whole Wheat Penne Pasta	.5 C	100	120	0.32	98	0	*N/A*	2.95	*0.00	0	19.31	2.36	3.30	*0	*14.0	*0.00	*0.85
990377 Steamed Carrots	.25 C	100	36	0.19	90	3	*N/A*	1.38	*0.00	0	5.81	1.79	0.59	*9775	*25.4	*3.45	*0.18
000107 Steamed Broccoli	.5 C	100	61	0.56	126	2	*N/A*	3.60	*0.00	0	6.41	2.51	2.72	601	45.4	86.10	0.72
990424 Cantaloupe	.5 C	100	27	0.04	12	6	*N/A*	0.15	0.00	0	6.36	0.70	0.66	2638	7.0	28.63	0.16

Base Menu Spreadsheet

Portion Values

Mar 4, 2024 thru Apr 5, 2024

	Portion Size	Reimb Qty	Cals ¹ (kcal)	S-Fat ¹ (g)	Sodm ¹ (mg)	Total Sugars (g)	Added Sugars (g)	T-Fat (g)	Tr-Fat ² (g)	Cholst (mg)	Carb (g)	Fiber (g)	Protn (g)	VIt-A (IU)	Calc ^m (mg)	Vit-C (mg)	Iron (mg)	
000231	Skim Milk	8 oz	30	86	0.29	128	12	*N/A*	0.44	*N/A*	5	11.98	0.00	8.40	1131	503.9	2.47	0.10
000230	1% Lowfat Milk	8 oz	69	102	1.54	107	13	*N/A*	2.37	*N/A*	12	12.18	0.00	8.22	115	305.0	0.00	0.07
001160	Fat Free Lactose-Free Milk	8 oz	1	90	0.00	130	12	*N/A*	0.00	0.00	5	13.00	0.00	8.00	500	300.0	0.00	0.00
990383	Vanilla Soy milk	8 oz	0	140	0.50	110	15	*N/A*	4.50	0.00	0	17.00	2.00	8.00	500	300.0	0.00	1.08
Weighted Daily Average				491	4.26	728	25	0	15.42	*0.00	64	54.53	7.73	36.64	*13493	*501.6	*121.33	*2.70
% of Calories					7.81%		20.4%	0%	28.3%	*0.0%		44.4%		29.8%				
Weekly Nutrient Guideline				600 - 650	<10	1110			<=0									

Friday - 04/05/2024

Reimbursable Meal Total 100

	Portion Size	Reimb Qty	Cals ¹ (kcal)	S-Fat ¹ (g)	Sodm ¹ (mg)	Total Sugars (g)	Added Sugars (g)	T-Fat (g)	Tr-Fat ² (g)	Cholst (mg)	Carb (g)	Fiber (g)	Protn (g)	VIt-A (IU)	Calc ^m (mg)	Vit-C (mg)	Iron (mg)	
000539	Grilled Cheese on WW Bread	1 each	100	340	9.00	660	*0	*N/A*	16.00	0.00	40	32.00	4.00	20.00	600	520.0	0.00	1.44
000239	Sweet Potato Fries	4oz scoop	100	108	0.34	149	4	*N/A*	2.31	*0.00	0	20.37	3.08	1.63	*14225	*30.9	*2.42	*0.66
000556	Ketchup	1 each	100	10	0.00	100	0	*N/A*	0.00	0.00	0	2.00	0.00	0.00	0	0.0	0.00	0.00
001101	Steamed Green Peas	.25 C	100	46	0.18	98	2	*N/A*	1.27	*0.00	0	6.44	2.13	2.47	974	10.4	8.52	0.73
000673	Fresh Apple	1 each	100	116	0.06	2	23	*N/A*	0.38	0.00	0	30.80	5.35	0.58	120	13.4	10.26	0.27
000231	Skim Milk	8 oz	30	86	0.29	128	12	*N/A*	0.44	*N/A*	5	11.98	0.00	8.40	1131	503.9	2.47	0.10
000230	1% Lowfat Milk	8 oz	69	102	1.54	107	13	*N/A*	2.37	*N/A*	12	12.18	0.00	8.22	115	305.0	0.00	0.07
001160	Fat Free Lactose-Free Milk	8 oz	1	90	0.00	130	12	*N/A*	0.00	0.00	5	13.00	0.00	8.00	500	300.0	0.00	0.00

Base Menu Spreadsheet

Portion Values

Mar 4, 2024 thru Apr 5, 2024

	Portion Size	Reimb Qty	Cals ¹ (kcal)	S-Fat ¹ (g)	Sodm ¹ (mg)	Total Sugars (g)	Added Sugars (g)	T-Fat (g)	Tr-Fat ² (g)	Cholst (mg)	Carb (g)	Fiber (g)	Protn (g)	VIt-A (IU)	Calc ^m (mg)	Vit-C (mg)	Iron (mg)
990383 Vanilla Soy milk	8 oz	0	140	0.50	110	15	*N/A*	4.50	0.00	0	17.00	2.00	8.00	500	300.0	0.00	1.08
Weighted Daily Average			717	10.74	1123	*42	*0	21.73	*0.00	50	103.74	14.56	32.95	*16343	*939.3	*21.93	*3.17
% of Calories				13.48 %		*23.4%	*0%	27.3%	*0.0%		57.9%		18.4%				
Weekly Nutrient Guideline			600 - 650	<10	1110			<=0									

	Cals ¹ (kcal)	S-Fat ¹ (g)	Sodm ¹ (mg)	Total Sugars (g)	Added Sugars (g)	T-Fat (g)	Tr-Fat ² (g)	Cholst (mg)	Carb (g)	Fiber (g)	Protn (g)	VIt-A (IU)	Calc ^m (mg)	Vit-C (mg)	Iron (mg)
Weighted Averages	638	6	942	*32	*0	19.65	*0.07	80	84.17	*11.33	35.65	*7752	*597.1	*62.57	*3.82
% of Calories		8.96%		*20.1%	*0%	27.7%	*0.1%		52.8%		22.4%				

- *N/A* - denotes a nutrient that is either missing or incomplete for an individual ingredient
- * - denotes combined nutrient totals with either missing or incomplete nutrient data
- ¹ - denotes required nutrient values
- ² - Trans Fat value is provided for informational purposes only, not for monitoring purposes.

NOTICE: The data contained within this report and the Mosaic® Menu Planning and Nutritional Analysis software should not be used for and does not provide menu planning for a child with a medical condition or food allergy. Ingredients and menu items are subject to change or substitution without notice. Please consult a medical professional for assistance in planning for or treating medical conditions.



In accordance with Federal civil rights law and U.S. Department of Agriculture (USDA) civil rights regulations and policies, the USDA, its Agencies, offices, and employees, and institutions participating in or administering USDA programs are prohibited from discriminating based on race, color, national origin, sex, disability, age, or reprisal or retaliation for prior civil rights activity in any program or activity conducted or funded by USDA.

Persons with disabilities who require alternative means of communication for program information (e.g. Braille, large print, audiotape, American Sign Language, etc.), should contact the Agency (State or local) where they applied for benefits. Individuals who are deaf, hard of hearing or have speech disabilities may contact USDA through the Federal Relay Service at (800) 877-8339. Additionally, program information may be made available in languages other than English.

To file a program complaint of discrimination, complete the [USDA Program Discrimination Complaint Form](#), (AD-3027) found online at: [How to File a Complaint](#), and at any USDA office, or write a letter addressed to USDA and provide in the letter all of the information requested in the form. To request a copy of the complaint form, call (866) 632-9992. Submit your completed form or letter to USDA by:

- (1) mail: U.S. Department of Agriculture
Office of the Assistant Secretary for Civil Rights
1400 Independence Avenue, SW
Washington, D.C. 20250-9410;
- (2) fax: (202) 690-7442;
- (3) email: program.intake@usda.gov.

This institution is an equal opportunity provider.



March Breakfast Menu

BREAKFAST K-2

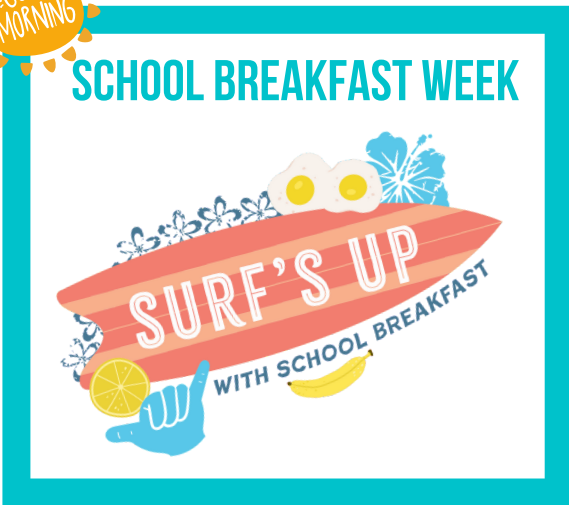
No Wheat

All grains served are whole grain rich
Student's choice of skim or 1% milk
provided at every meal.

Menu subject to change based on availability

This institution is an equal opportunity provider

MONDAY	TUESDAY	WEDNESDAY	THURSDAY	FRIDAY
4 <ul style="list-style-type: none"> • nonfat yogurt • cheese stick • fresh apple 	5 <ul style="list-style-type: none"> • blueberry chex cereal • cheese stick • fresh pear 	6 <ul style="list-style-type: none"> • cinnamon rice chex • yogurt • fresh apple slices 	7 <ul style="list-style-type: none"> • turkey sausage patty • cheese stick • fresh banana • 100% orange juice 	8 <ul style="list-style-type: none"> • yogurt • scrambled eggs • fresh cantaloupe
11 <ul style="list-style-type: none"> • yogurt • cheese stick • fresh apple 	12 <ul style="list-style-type: none"> • brown sugar oatmeal • honey • fresh pear 	13 <ul style="list-style-type: none"> • honey cheerios • cheese stick • fresh orange wedges 	14 no school	15 no school
18 <ul style="list-style-type: none"> • nonfat yogurt • cheese stick • fresh apple 	19 <ul style="list-style-type: none"> • turkey bacon & egg bake • cheese stick • fresh pear 	20 <ul style="list-style-type: none"> • blueberry chex cereal • yogurt • fresh orange wedges 	21 <ul style="list-style-type: none"> • strawberries & cream oatmeal • honey • fresh banana • 100% orange juice 	22 <ul style="list-style-type: none"> • yogurt • turkey sausage links • cantaloupe
25 <ul style="list-style-type: none"> • cinnamon chex cereal • cheese stick • fresh apple 	26 <ul style="list-style-type: none"> • cheesy grits • scrambled eggs • turkey bacon • fresh pear 	27 <ul style="list-style-type: none"> • cinnamon chex cereal • cheese stick • fresh orange wedges 	28 <ul style="list-style-type: none"> • cheesy scrambled eggs • turkey bacon • fresh banana • 100% orange juice 	29 <ul style="list-style-type: none"> • honey cheerios • turkey bacon • cantaloupe
4/1 <ul style="list-style-type: none"> • nonfat yogurt • cheese stick • fresh apple 	4/2 <ul style="list-style-type: none"> • blueberry chex cereal • cheese stick • fresh pear 	4/3 <ul style="list-style-type: none"> • cinnamon rice chex • yogurt • fresh apple slices 	4/4 <ul style="list-style-type: none"> • turkey sausage patty • cheese stick • fresh banana • 100% orange juice 	4/5 no school





March Lunch Menu

LUNCH K-2

No Wheat

All grains served are whole grain rich
Student's choice of skim or 1% milk
provided at every meal.

Menu subject to change based on availability

This institution is an equal opportunity provider



NATIONAL NUTRITION MONTH

March is National Nutrition Month!

This year we are celebrating by
going Beyond the Table and
highlighting local menu options.

Local options

- CHICKEN DRUMS
- FISH
- CABBAGE
- BROCCOLI
- CAULIFLOWER
- PEARS
- APPLES
- CORN
- SQUASH
- POTATOES
- KALE
- COLLARD GREENS
- GREEN BEANS
- LETTUCE
- GRANOLA



MONDAY	TUESDAY	WEDNESDAY	THURSDAY	FRIDAY
4 <ul style="list-style-type: none"> all beef hot dog brown rice bbq baked beans sauteed cabbage ketchup & mustard fresh pear 	5 <ul style="list-style-type: none"> cajun fish (no tortilla) corn tortilla chips baja cream sauce steamed corn tangy cilantro lime slaw fresh orange wedges 	6 <ul style="list-style-type: none"> herb roasted chicken drum brown rice butternut squash puree roasted cauliflower ketchup 100% apple juice 	7 <ul style="list-style-type: none"> herb roasted chicken tender corn tortilla chips steamed broccoli steamed carrots fresh cantaloupe 	8 <ul style="list-style-type: none"> baked fish brown rice sweet potato fries steamed green peas ketchup fresh apple slices
11 <ul style="list-style-type: none"> herb roasted chicken tender brown rice mixed greens salad cucumber coins ranch dressing fresh pear 	12 <ul style="list-style-type: none"> beef & cheese nachos southwest taco corn roasted tomato salsa sour cream fresh orange wedges 	13 <ul style="list-style-type: none"> herb roasted chicken brown rice steamed carrots (6 oz scoop) 100% apple juice 	14 <p style="text-align: center;">no school</p>	15 <p style="text-align: center;">no school</p>
18 <ul style="list-style-type: none"> beef burger (no bun) brown rice lettuce & tomato buffalo cauliflower ketchup & mustard fresh pear 	19 <ul style="list-style-type: none"> cumin lime chicken (no tortilla) corn tortilla chips chili black beans sauteed peppers & onions sour cream fresh orange wedges 	20 <ul style="list-style-type: none"> buffalo chicken drum brown rice cinnamon roasted butternut squash braised collard greens 100% apple juice 	21 <ul style="list-style-type: none"> herb roasted chicken corn tortilla chips cucumber coins mixed greens salad italian dressing fresh cantaloupe 	22 <ul style="list-style-type: none"> baked fish brown rice sauteed green beans potato salad hot sauce fresh apple slices
25 <ul style="list-style-type: none"> bbq chicken tender roasted broccoli steamed corn fresh pear 	26 <ul style="list-style-type: none"> beef & cheese (no tortilla) corn tortilla chips chipotle pinto beans roasted tomato salsa fresh orange wedges 	27 <ul style="list-style-type: none"> sweet chili chicken brown rice glazed carrots roasted broccoli 100% apple juice 	28 <ul style="list-style-type: none"> turkey sloppy joe NO whole grain bun corn tortilla chips sweet potato fries garlic kale ketchup fresh cantaloupe 	29 <ul style="list-style-type: none"> herb roasted chicken tender corn tortilla chips mashed potatoes sauteed green beans ketchup fresh apple slices
4/1 <ul style="list-style-type: none"> all beef hot dog brown rice bbq baked beans sauteed cabbage ketchup & mustard fresh pear 	4/2 <ul style="list-style-type: none"> cajun fish (no tortilla) corn tortilla chips baja cream sauce steamed corn tangy cilantro lime slaw fresh orange wedges 	4/3 <ul style="list-style-type: none"> herb roasted chicken drum brown rice butternut squash puree roasted cauliflower ketchup 100% apple juice 	4/4 <ul style="list-style-type: none"> herb roasted chicken tender corn tortilla chips steamed broccoli steamed carrots fresh cantaloupe 	4/5 <p style="text-align: center;">no school</p>



March Snack Menu


SNACK

No Wheat

All grains served are whole grain rich
Student's choice of skim or 1% milk
provided at every meal.

Menu subject to change based on availability

This institution is an equal opportunity provider



Healthy Snacks for Active Students!
To create a healthy snack, include at
least two of the five food groups on
MyPlate: grains, protein, fruits,
vegetables, and dairy.

MONDAY	TUESDAY	WEDNESDAY	THURSDAY	FRIDAY
4 <ul style="list-style-type: none"> applesauce nonfat yogurt 	5 <ul style="list-style-type: none"> nonfat yogurt chilled peaches 	6 <ul style="list-style-type: none"> nonfat yogurt applesauce 	7 <ul style="list-style-type: none"> applesauce cucumber coins ranch dressing 	8 <ul style="list-style-type: none"> nonfat yogurt chilled pineapple
11 <ul style="list-style-type: none"> nonfat yogurt chilled peaches 	12 <ul style="list-style-type: none"> chilled pineapple nonfat yogurt 	13 <ul style="list-style-type: none"> nonfat yogurt chilled pears 	14 <p>no school</p>	15 <p>no school</p>
18 <ul style="list-style-type: none"> applesauce nonfat yogurt 	19 <ul style="list-style-type: none"> nonfat yogurt chilled peaches 	20 <ul style="list-style-type: none"> nonfat yogurt applesauce 	21 <ul style="list-style-type: none"> applesauce cucumber coins ranch dressing 	22 <ul style="list-style-type: none"> nonfat yogurt chilled pineapple
25 <ul style="list-style-type: none"> nonfat yogurt chilled peaches 	26 <ul style="list-style-type: none"> chilled pineapple nonfat yogurt 	27 <ul style="list-style-type: none"> nonfat yogurt chilled pears 	28 <ul style="list-style-type: none"> red pepper slices ranch dressing applesauce 	29 <ul style="list-style-type: none"> nonfat yogurt canned peaches
4/1 <ul style="list-style-type: none"> applesauce nonfat yogurt 	4/2 <ul style="list-style-type: none"> nonfat yogurt chilled peaches 	4/3 <ul style="list-style-type: none"> nonfat yogurt applesauce 	4/4 <ul style="list-style-type: none"> applesauce cucumber coins ranch dressing 	4/5 <p>no school</p>



March Snack Menu

SNACK

What do the colors on the menu mean?

GREEN = locally-sourced


= vegetarian entree

All grains served are whole grain rich



Student's choice of skim or 1% milk provided at every meal.

Menu subject to change based on availability

This institution is an equal opportunity provider



Healthy Snacks for Active Students!
To create a healthy snack, include at least two of the five food groups on MyPlate: grains, protein, fruits, vegetables, and dairy.

MONDAY	TUESDAY	WEDNESDAY	THURSDAY	FRIDAY
4 <ul style="list-style-type: none"> cheez-its cheese stick 	5 <ul style="list-style-type: none"> nonfat yogurt whole grain granola 	6 <ul style="list-style-type: none"> cinnamon goldfish graham applesauce 	7 <ul style="list-style-type: none"> cheese stick cucumber coins ranch dressing 	8 <ul style="list-style-type: none"> cornbread muffin chilled pineapple
11 <ul style="list-style-type: none"> nonfat yogurt whole grain granola 	12 <ul style="list-style-type: none"> muffin top cheese stick 	13 <ul style="list-style-type: none"> cinnamon goldfish graham chilled pears 	14 no school 	15 no school
18 <ul style="list-style-type: none"> cheez-its cheese stick 	19 <ul style="list-style-type: none"> nonfat yogurt whole grain granola 	20 <ul style="list-style-type: none"> cinnamon goldfish graham applesauce 	21 <ul style="list-style-type: none"> cheese stick cucumber coins ranch dressing 	22 <ul style="list-style-type: none"> cornbread muffin chilled pineapple
25 <ul style="list-style-type: none"> nonfat yogurt whole grain granola 	26 <ul style="list-style-type: none"> muffin top cheese stick 	27 <ul style="list-style-type: none"> cinnamon goldfish graham chilled pears 	28 <ul style="list-style-type: none"> red pepper slices ranch dressing cheez-its 	29 <ul style="list-style-type: none"> pretzel goldfish canned peaches
4/1 <ul style="list-style-type: none"> cheez-its cheese stick 	4/2 <ul style="list-style-type: none"> nonfat yogurt whole grain granola 	4/3 <ul style="list-style-type: none"> cinnamon goldfish graham applesauce 	4/4 <ul style="list-style-type: none"> cheese stick cucumber coins ranch dressing 	4/5 no school

Base Menu Spreadsheet

Portion Values

Mar 4, 2024 thru Apr 5, 2024

Menu Name: Private/Charter Snack

Include Cost: No

Site:

Report Style: Detailed

Use Alternate Menu Name: No

Monday - 03/04/2024

Reimbursable Meal Total 1

	Portion Size	Reimb Qty	Cals ¹ (kcal)	S-Fat ¹ (g)	Sodm ¹ (mg)	Total Sugars (g)	Added Sugars (g)	T-Fat (g)	Tr-Fat ² (g)	Cholst (mg)	Carb (g)	Fiber (g)	Protn (g)	Vit-A (IU)	Calcm (mg)	Vit-C (mg)	Iron (mg)
000990 Cheez-Its	1 each	1	100	1.00	150	0	*N/A*	3.50	0.00	5	14.00	1.00	2.00	500	100.0	0.00	0.72
000415 Mozzarella Cheese Stick	1 each	1	81	3.04	192	*N/A*	*N/A*	5.06	0.00	15	0.00	0.00	7.09	202	202.5	0.00	0.00
Weighted Daily Average			181	4.04	342	*0	*0	8.56	0.00	20	14.00	1.00	9.09	702	302.5	0.00	0.72
% of Calories				20.09 %		*0%	*0%	42.6%	0.0%		30.9%		20.1%				
Weekly Nutrient Guideline			550 - 650	<10	1110			<=0									

Tuesday - 03/05/2024

Reimbursable Meal Total 1

	Portion Size	Reimb Qty	Cals ¹ (kcal)	S-Fat ¹ (g)	Sodm ¹ (mg)	Total Sugars (g)	Added Sugars (g)	T-Fat (g)	Tr-Fat ² (g)	Cholst (mg)	Carb (g)	Fiber (g)	Protn (g)	Vit-A (IU)	Calcm (mg)	Vit-C (mg)	Iron (mg)
990880 DOL granola	3 oz scoop	1	152	0.00	15	11	11	5.32	0.00	0	25.82	1.52	3.04	0	15.2	0.00	1.06
990703 Nonfat Yogurt	4 oz/1 each	1	90	0.00	53	14	*N/A*	0.00	0.00	0	19.00	0.00	3.00	0	290.0	0.41	0.00
Weighted Daily Average			242	0.00	68	25	11	5.32	0.00	0	44.82	1.52	6.04	0	305.2	0.41	1.06
% of Calories				0.00%		41.3%	18.2%	19.8%	0.0%		74.1%		10.0%				
Weekly Nutrient Guideline			550 - 650	<10	1110			<=0									

Wednesday - 03/06/2024

Reimbursable Meal Total 1

Base Menu Spreadsheet

Portion Values

Mar 4, 2024 thru Apr 5, 2024

	Portion Size	Reimb Qty	Cals ¹ (kcal)	S-Fat ¹ (g)	Sodm ¹ (mg)	Total Sugars (g)	Added Sugars (g)	T-Fat (g)	Tr-Fat ² (g)	Cholst (mg)	Carb (g)	Fiber (g)	Protn (g)	VIt-A (IU)	Calc ^m (mg)	Vit-C (mg)	Iron (mg)
000989 Cinnamon Goldfish Graham	1 each	1	120	1.00	140	7	*N/A*	4.00	0.00	0	19.00	1.00	1.00	0	80.0	0.00	1.80
990244 Chilled Applesauce	.75 C	1	81	0.02	4	*N/A*	*N/A*	0.19	*N/A*	0	21.74	2.12	0.33	56	7.7	1.93	0.44
Weighted Daily Average			201	1.02	144	*7	*0	4.19	*0.00	0	40.74	3.12	1.33	56	87.7	1.93	2.24
% of Calories				4.57%		*13.9%	*0%	18.8%	*0.0%		81.1%		2.6%				
Weekly Nutrient Guideline			550 - 650	<10	1110			<=0									

Thursday - 03/07/2024

Reimbursable Meal Total 1

	Portion Size	Reimb Qty	Cals ¹ (kcal)	S-Fat ¹ (g)	Sodm ¹ (mg)	Total Sugars (g)	Added Sugars (g)	T-Fat (g)	Tr-Fat ² (g)	Cholst (mg)	Carb (g)	Fiber (g)	Protn (g)	VIt-A (IU)	Calc ^m (mg)	Vit-C (mg)	Iron (mg)
990352 Cucumber Coins	.75 C	1	16	0.04	2	2	*N/A*	0.12	0.00	0	3.98	0.55	0.71	115	17.6	3.07	0.31
990441 Fat Free Ranch Dressing	1 packet	1	18	0.02	81	1	*N/A*	0.11	0.00	0	4.03	0.07	0.05	1	2.7	0.02	0.02
000415 Mozzarella Cheese Stick	1 each	1	81	3.04	192	*N/A*	*N/A*	5.06	0.00	15	0.00	0.00	7.09	202	202.5	0.00	0.00
Weighted Daily Average			115	3.10	276	*3	*0	5.29	0.00	15	8.01	0.62	7.85	319	222.8	3.09	0.33
% of Calories				24.26 %		*10.4%	*0%	41.4%	0.0%		27.9%		27.3%				
Weekly Nutrient Guideline			550 - 650	<10	1110			<=0									

Friday - 03/08/2024

Reimbursable Meal Total 1

Base Menu Spreadsheet

Portion Values

Mar 4, 2024 thru Apr 5, 2024

	Portion Size	Reimb Qty	Cals ¹ (kcal)	S-Fat ¹ (g)	Sodm ¹ (mg)	Total Sugars (g)	Added Sugars (g)	T-Fat (g)	Tr-Fat ² (g)	Cholst (mg)	Carb (g)	Fiber (g)	Protn (g)	VIt-A (IU)	Calc ^m (mg)	Vit-C (mg)	Iron (mg)
000850 WG Cornbread Muffin - Small	1 each	1	150	0.50	90	9	*N/A*	5.00	0.00	15	23.00	1.00	3.00	0	20.0	0.00	0.72
990326 Chilled Pineapple	.75 C	1	81	0.01	1	19	*N/A*	0.15	0.00	0	21.12	1.76	0.69	68	21.7	12.76	0.38
Weighted Daily Average			231	0.51	91	28	0	5.15	0.00	15	44.12	2.76	3.69	68	41.7	12.76	1.10
% of Calories				1.99%		48.5%	0%	20.1%	0.0%		76.4%		6.4%				
Weekly Nutrient Guideline			550 - 650	<10	1110			<=0									

Monday - 03/11/2024

Reimbursable Meal Total 1

	Portion Size	Reimb Qty	Cals ¹ (kcal)	S-Fat ¹ (g)	Sodm ¹ (mg)	Total Sugars (g)	Added Sugars (g)	T-Fat (g)	Tr-Fat ² (g)	Cholst (mg)	Carb (g)	Fiber (g)	Protn (g)	VIt-A (IU)	Calc ^m (mg)	Vit-C (mg)	Iron (mg)
990880 DOL granola	3 oz scoop	1	152	0.00	15	11	11	5.32	0.00	0	25.82	1.52	3.04	0	15.2	0.00	1.06
990703 Nonfat Yogurt	4 oz/1 each	1	90	0.00	53	14	*N/A*	0.00	0.00	0	19.00	0.00	3.00	0	290.0	0.41	0.00
Weighted Daily Average			242	0.00	68	25	11	5.32	0.00	0	44.82	1.52	6.04	0	305.2	0.41	1.06
% of Calories				0.00%		41.3%	18.2%	19.8%	0.0%		74.1%		10.0%				
Weekly Nutrient Guideline			550 - 650	<10	1110			<=0									

Tuesday - 03/12/2024

Reimbursable Meal Total 1

	Portion Size	Reimb Qty	Cals ¹ (kcal)	S-Fat ¹ (g)	Sodm ¹ (mg)	Total Sugars (g)	Added Sugars (g)	T-Fat (g)	Tr-Fat ² (g)	Cholst (mg)	Carb (g)	Fiber (g)	Protn (g)	VIt-A (IU)	Calc ^m (mg)	Vit-C (mg)	Iron (mg)
990875 Blueberry Muffin Top	1 each	1	160	0.50	95	13	0	5.00	0.00	20	26.00	1.00	3.00	0	14.0	0.00	1.00

Base Menu Spreadsheet

Portion Values

Mar 4, 2024 thru Apr 5, 2024

	Portion Size	Reimb Qty	Cals ¹ (kcal)	S-Fat ¹ (g)	Sodm ¹ (mg)	Total Sugars (g)	Added Sugars (g)	T-Fat (g)	Tr-Fat ² (g)	Cholst (mg)	Carb (g)	Fiber (g)	Protn (g)	VIt-A (IU)	Calc ^m (mg)	Vit-C (mg)	Iron (mg)
000415 Mozzarella Cheese Stick	1 each	1	81	3.04	192	*N/A*	*N/A*	5.06	0.00	15	0.00	0.00	7.09	202	202.5	0.00	0.00
Weighted Daily Average			241	3.54	287	*13	*0	10.06	0.00	35	26.00	1.00	10.09	202	216.5	0.00	1.00
% of Calories				13.22 %		*21.6%	*0%	37.6%	0.0%		43.2%		16.7%				
Weekly Nutrient Guideline			550 - 650	<10	1110			<=0									

Wednesday - 03/13/2024

Reimbursable Meal Total 1

	Portion Size	Reimb Qty	Cals ¹ (kcal)	S-Fat ¹ (g)	Sodm ¹ (mg)	Total Sugars (g)	Added Sugars (g)	T-Fat (g)	Tr-Fat ² (g)	Cholst (mg)	Carb (g)	Fiber (g)	Protn (g)	VIt-A (IU)	Calc ^m (mg)	Vit-C (mg)	Iron (mg)
000989 Cinnamon Goldfish Graham	1 each	1	120	1.00	140	7	*N/A*	4.00	0.00	0	19.00	1.00	1.00	0	80.0	0.00	1.80
990862 chilled pears	.75	1	79	0.00	0	16	*N/A*	0.00	0.00	0	19.01	1.58	1.58	*N/A*	14.3	*N/A*	0.00
Weighted Daily Average			199	1.00	140	23	0	4.00	0.00	0	38.01	2.58	2.58	*0	94.3	*0.00	1.80
% of Calories				4.52%		46.2%	0%	18.1%	0.0%		76.4%		5.2%				
Weekly Nutrient Guideline			550 - 650	<10	1110			<=0									

Thursday - 03/14/2024

Reimbursable Meal Total 1

	Portion Size	Reimb Qty	Cals ¹ (kcal)	S-Fat ¹ (g)	Sodm ¹ (mg)	Total Sugars (g)	Added Sugars (g)	T-Fat (g)	Tr-Fat ² (g)	Cholst (mg)	Carb (g)	Fiber (g)	Protn (g)	VIt-A (IU)	Calc ^m (mg)	Vit-C (mg)	Iron (mg)
990619 Red Pepper Strips - .75 C	.75 C	1	24	0.06	4	4	*N/A*	0.28	0.00	0	5.64	1.96	0.93	2929	6.5	119.47	0.40
990441 Fat Free Ranch Dressing	1 packet	1	18	0.02	81	1	*N/A*	0.11	0.00	0	4.03	0.07	0.05	1	2.7	0.02	0.02

Base Menu Spreadsheet

Portion Values

Mar 4, 2024 thru Apr 5, 2024

	Portion Size	Reimb Qty	Cals ¹ (kcal)	S-Fat ¹ (g)	Sodm ¹ (mg)	Total Sugars (g)	Added Sugars (g)	T-Fat (g)	Tr-Fat ² (g)	Cholst (mg)	Carb (g)	Fiber (g)	Protn (g)	VIt-A (IU)	Calc ^m (mg)	Vit-C (mg)	Iron (mg)
000990 Cheez-Its	1 each	1	100	1.00	150	0	*N/A*	3.50	0.00	5	14.00	1.00	2.00	500	100.0	0.00	0.72
Weighted Daily Average			142	1.07	235	5	0	3.89	0.00	5	23.67	3.03	2.98	3430	109.3	119.48	1.14
% of Calories				6.78%		14.1%	0%	24.7%	0.0%		66.7%		8.4%				
Weekly Nutrient Guideline			550 - 650	<10	1110			<=0									

Friday - 03/15/2024

Reimbursable Meal Total 1

	Portion Size	Reimb Qty	Cals ¹ (kcal)	S-Fat ¹ (g)	Sodm ¹ (mg)	Total Sugars (g)	Added Sugars (g)	T-Fat (g)	Tr-Fat ² (g)	Cholst (mg)	Carb (g)	Fiber (g)	Protn (g)	VIt-A (IU)	Calc ^m (mg)	Vit-C (mg)	Iron (mg)
990788 Pretzel Goldfish	1 bag	1	90	0.00	200	0	*N/A*	1.50	0.00	0	16.00	1.00	2.00	*N/A*	*N/A*	*N/A*	*N/A*
990770 Chilled Peaches	.75 C	1	99	0.00	0	20	*N/A*	0.00	0.00	0	23.77	1.98	1.98	*N/A*	17.8	*N/A*	0.00
Weighted Daily Average			189	0.00	200	20	0	1.50	0.00	0	39.77	2.98	3.98	*N/A*	*17.8	*N/A*	*0.00
% of Calories				0.00%		42.3%	0%	7.1%	0.0%		84.2%		8.4%				
Weekly Nutrient Guideline			550 - 650	<10	1110			<=0									

Monday - 03/18/2024

Reimbursable Meal Total 1

	Portion Size	Reimb Qty	Cals ¹ (kcal)	S-Fat ¹ (g)	Sodm ¹ (mg)	Total Sugars (g)	Added Sugars (g)	T-Fat (g)	Tr-Fat ² (g)	Cholst (mg)	Carb (g)	Fiber (g)	Protn (g)	VIt-A (IU)	Calc ^m (mg)	Vit-C (mg)	Iron (mg)
000990 Cheez-Its	1 each	1	100	1.00	150	0	*N/A*	3.50	0.00	5	14.00	1.00	2.00	500	100.0	0.00	0.72

Base Menu Spreadsheet

Portion Values

Mar 4, 2024 thru Apr 5, 2024

	Portion Size	Reimb Qty	Cals ¹ (kcal)	S-Fat ¹ (g)	Sodm ¹ (mg)	Total Sugars (g)	Added Sugars (g)	T-Fat (g)	Tr-Fat ² (g)	Cholst (mg)	Carb (g)	Fiber (g)	Protn (g)	VIt-A (IU)	Calc ^m (mg)	Vit-C (mg)	Iron (mg)
000415 Mozzarella Cheese Stick	1 each	1	81	3.04	192	*N/A*	*N/A*	5.06	0.00	15	0.00	0.00	7.09	202	202.5	0.00	0.00
Weighted Daily Average			181	4.04	342	*0	*0	8.56	0.00	20	14.00	1.00	9.09	702	302.5	0.00	0.72
% of Calories				20.09 %		*0%	*0%	42.6%	0.0%		30.9%		20.1%				
Weekly Nutrient Guideline			550 - 650	<10	1110			<=0									

Tuesday - 03/19/2024

Reimbursable Meal Total 1

	Portion Size	Reimb Qty	Cals ¹ (kcal)	S-Fat ¹ (g)	Sodm ¹ (mg)	Total Sugars (g)	Added Sugars (g)	T-Fat (g)	Tr-Fat ² (g)	Cholst (mg)	Carb (g)	Fiber (g)	Protn (g)	VIt-A (IU)	Calc ^m (mg)	Vit-C (mg)	Iron (mg)
990880 DOL granola	3 oz scoop	1	152	0.00	15	11	11	5.32	0.00	0	25.82	1.52	3.04	0	15.2	0.00	1.06
990703 Nonfat Yogurt	4 oz/1 each	1	90	0.00	53	14	*N/A*	0.00	0.00	0	19.00	0.00	3.00	0	290.0	0.41	0.00
Weighted Daily Average			242	0.00	68	25	11	5.32	0.00	0	44.82	1.52	6.04	0	305.2	0.41	1.06
% of Calories				0.00%		41.3%	18.2%	19.8%	0.0%		74.1%		10.0%				
Weekly Nutrient Guideline			550 - 650	<10	1110			<=0									

Wednesday - 03/20/2024

Reimbursable Meal Total 1

	Portion Size	Reimb Qty	Cals ¹ (kcal)	S-Fat ¹ (g)	Sodm ¹ (mg)	Total Sugars (g)	Added Sugars (g)	T-Fat (g)	Tr-Fat ² (g)	Cholst (mg)	Carb (g)	Fiber (g)	Protn (g)	VIt-A (IU)	Calc ^m (mg)	Vit-C (mg)	Iron (mg)
000989 Cinnamon Goldfish Graham	1 each	1	120	1.00	140	7	*N/A*	4.00	0.00	0	19.00	1.00	1.00	0	80.0	0.00	1.80

Base Menu Spreadsheet

Portion Values

Mar 4, 2024 thru Apr 5, 2024

	Portion Size	Reimb Qty	Cals ¹ (kcal)	S-Fat ¹ (g)	Sodm ¹ (mg)	Total Sugars (g)	Added Sugars (g)	T-Fat (g)	Tr-Fat ² (g)	Cholst (mg)	Carb (g)	Fiber (g)	Protn (g)	VIt-A (IU)	Calc ^m (mg)	Vit-C (mg)	Iron (mg)
990244 Chilled Applesauce	.75 C	1	81	0.02	4	*N/A*	*N/A*	0.19	*N/A*	0	21.74	2.12	0.33	56	7.7	1.93	0.44
Weighted Daily Average			201	1.02	144	*7	*0	4.19	*0.00	0	40.74	3.12	1.33	56	87.7	1.93	2.24
% of Calories				4.57%		*13.9%	*0%	18.8%	*0.0%		81.1%		2.6%				
Weekly Nutrient Guideline			550 - 650	<10	1110			<=0									

Thursday - 03/21/2024

Reimbursable Meal Total 1

	Portion Size	Reimb Qty	Cals ¹ (kcal)	S-Fat ¹ (g)	Sodm ¹ (mg)	Total Sugars (g)	Added Sugars (g)	T-Fat (g)	Tr-Fat ² (g)	Cholst (mg)	Carb (g)	Fiber (g)	Protn (g)	VIt-A (IU)	Calc ^m (mg)	Vit-C (mg)	Iron (mg)
990352 Cucumber Coins	.75 C	1	16	0.04	2	2	*N/A*	0.12	0.00	0	3.98	0.55	0.71	115	17.6	3.07	0.31
990441 Fat Free Ranch Dressing	1 packet	1	18	0.02	81	1	*N/A*	0.11	0.00	0	4.03	0.07	0.05	1	2.7	0.02	0.02
000415 Mozzarella Cheese Stick	1 each	1	81	3.04	192	*N/A*	*N/A*	5.06	0.00	15	0.00	0.00	7.09	202	202.5	0.00	0.00
Weighted Daily Average			115	3.10	276	*3	*0	5.29	0.00	15	8.01	0.62	7.85	319	222.8	3.09	0.33
% of Calories				24.26 %		*10.4%	*0%	41.4%	0.0%		27.9%		27.3%				
Weekly Nutrient Guideline			550 - 650	<10	1110			<=0									

Friday - 03/22/2024

Reimbursable Meal Total 1

	Portion Size	Reimb Qty	Cals ¹ (kcal)	S-Fat ¹ (g)	Sodm ¹ (mg)	Total Sugars (g)	Added Sugars (g)	T-Fat (g)	Tr-Fat ² (g)	Cholst (mg)	Carb (g)	Fiber (g)	Protn (g)	VIt-A (IU)	Calc ^m (mg)	Vit-C (mg)	Iron (mg)
000850 WG Cornbread Muffin - Small	1 each	1	150	0.50	90	9	*N/A*	5.00	0.00	15	23.00	1.00	3.00	0	20.0	0.00	0.72

Base Menu Spreadsheet

Portion Values

Mar 4, 2024 thru Apr 5, 2024

	Portion Size	Reimb Qty	Cals ¹ (kcal)	S-Fat ¹ (g)	Sodm ¹ (mg)	Total Sugars (g)	Added Sugars (g)	T-Fat (g)	Tr-Fat ² (g)	Cholst (mg)	Carb (g)	Fiber (g)	Protn (g)	VIt-A (IU)	Calc ^m (mg)	Vit-C (mg)	Iron (mg)
990326 Chilled Pineapple	.75 C	1	81	0.01	1	19	*N/A*	0.15	0.00	0	21.12	1.76	0.69	68	21.7	12.76	0.38
Weighted Daily Average			231	0.51	91	28	0	5.15	0.00	15	44.12	2.76	3.69	68	41.7	12.76	1.10
% of Calories				1.99%		48.5%	0%	20.1%	0.0%		76.4%		6.4%				
Weekly Nutrient Guideline			550 - 650	<10	1110			<=0									

Monday - 03/25/2024

Reimbursable Meal Total 1

	Portion Size	Reimb Qty	Cals ¹ (kcal)	S-Fat ¹ (g)	Sodm ¹ (mg)	Total Sugars (g)	Added Sugars (g)	T-Fat (g)	Tr-Fat ² (g)	Cholst (mg)	Carb (g)	Fiber (g)	Protn (g)	VIt-A (IU)	Calc ^m (mg)	Vit-C (mg)	Iron (mg)
990880 DOL granola	3 oz scoop	1	152	0.00	15	11	11	5.32	0.00	0	25.82	1.52	3.04	0	15.2	0.00	1.06
990703 Nonfat Yogurt	4 oz/1 each	1	90	0.00	53	14	*N/A*	0.00	0.00	0	19.00	0.00	3.00	0	290.0	0.41	0.00
Weighted Daily Average			242	0.00	68	25	11	5.32	0.00	0	44.82	1.52	6.04	0	305.2	0.41	1.06
% of Calories				0.00%		41.3%	18.2%	19.8%	0.0%		74.1%		10.0%				
Weekly Nutrient Guideline			550 - 650	<10	1110			<=0									

Tuesday - 03/26/2024

Reimbursable Meal Total 1

	Portion Size	Reimb Qty	Cals ¹ (kcal)	S-Fat ¹ (g)	Sodm ¹ (mg)	Total Sugars (g)	Added Sugars (g)	T-Fat (g)	Tr-Fat ² (g)	Cholst (mg)	Carb (g)	Fiber (g)	Protn (g)	VIt-A (IU)	Calc ^m (mg)	Vit-C (mg)	Iron (mg)
990875 Blueberry Muffin Top	1 each	1	160	0.50	95	13	0	5.00	0.00	20	26.00	1.00	3.00	0	14.0	0.00	1.00

Base Menu Spreadsheet

Portion Values

Mar 4, 2024 thru Apr 5, 2024

	Portion Size	Reimb Qty	Cals ¹ (kcal)	S-Fat ¹ (g)	Sodm ¹ (mg)	Total Sugars (g)	Added Sugars (g)	T-Fat (g)	Tr-Fat ² (g)	Cholst (mg)	Carb (g)	Fiber (g)	Protn (g)	VIt-A (IU)	Calc ^m (mg)	Vit-C (mg)	Iron (mg)
000415 Mozzarella Cheese Stick	1 each	1	81	3.04	192	*N/A*	*N/A*	5.06	0.00	15	0.00	0.00	7.09	202	202.5	0.00	0.00
Weighted Daily Average			241	3.54	287	*13	*0	10.06	0.00	35	26.00	1.00	10.09	202	216.5	0.00	1.00
% of Calories				13.22 %		*21.6%	*0%	37.6%	0.0%		43.2%		16.7%				
Weekly Nutrient Guideline			550 - 650	<10	1110			<=0									

Wednesday - 03/27/2024

Reimbursable Meal Total 1

	Portion Size	Reimb Qty	Cals ¹ (kcal)	S-Fat ¹ (g)	Sodm ¹ (mg)	Total Sugars (g)	Added Sugars (g)	T-Fat (g)	Tr-Fat ² (g)	Cholst (mg)	Carb (g)	Fiber (g)	Protn (g)	VIt-A (IU)	Calc ^m (mg)	Vit-C (mg)	Iron (mg)
000989 Cinnamon Goldfish Graham	1 each	1	120	1.00	140	7	*N/A*	4.00	0.00	0	19.00	1.00	1.00	0	80.0	0.00	1.80
990862 chilled pears	.75	1	79	0.00	0	16	*N/A*	0.00	0.00	0	19.01	1.58	1.58	*N/A*	14.3	*N/A*	0.00
Weighted Daily Average			199	1.00	140	23	0	4.00	0.00	0	38.01	2.58	2.58	*0	94.3	*0.00	1.80
% of Calories				4.52%		46.2%	0%	18.1%	0.0%		76.4%		5.2%				
Weekly Nutrient Guideline			550 - 650	<10	1110			<=0									

Thursday - 03/28/2024

Reimbursable Meal Total 1

	Portion Size	Reimb Qty	Cals ¹ (kcal)	S-Fat ¹ (g)	Sodm ¹ (mg)	Total Sugars (g)	Added Sugars (g)	T-Fat (g)	Tr-Fat ² (g)	Cholst (mg)	Carb (g)	Fiber (g)	Protn (g)	VIt-A (IU)	Calc ^m (mg)	Vit-C (mg)	Iron (mg)
990619 Red Pepper Strips - .75 C	.75 C	1	24	0.06	4	4	*N/A*	0.28	0.00	0	5.64	1.96	0.93	2929	6.5	119.47	0.40
990441 Fat Free Ranch Dressing	1 packet	1	18	0.02	81	1	*N/A*	0.11	0.00	0	4.03	0.07	0.05	1	2.7	0.02	0.02

Base Menu Spreadsheet

Portion Values

Mar 4, 2024 thru Apr 5, 2024

	Portion Size	Reimb Qty	Cals ¹ (kcal)	S-Fat ¹ (g)	Sodm ¹ (mg)	Total Sugars (g)	Added Sugars (g)	T-Fat (g)	Tr-Fat ² (g)	Cholst (mg)	Carb (g)	Fiber (g)	Protn (g)	VIt-A (IU)	Calc ^m (mg)	Vit-C (mg)	Iron (mg)
000990 Cheez-Its	1 each	1	100	1.00	150	0	*N/A*	3.50	0.00	5	14.00	1.00	2.00	500	100.0	0.00	0.72
Weighted Daily Average			142	1.07	235	5	0	3.89	0.00	5	23.67	3.03	2.98	3430	109.3	119.48	1.14
% of Calories				6.78%		14.1%	0%	24.7%	0.0%		66.7%		8.4%				
Weekly Nutrient Guideline			550 - 650	<10	1110			<=0									

Friday - 03/29/2024

Reimbursable Meal Total 1

	Portion Size	Reimb Qty	Cals ¹ (kcal)	S-Fat ¹ (g)	Sodm ¹ (mg)	Total Sugars (g)	Added Sugars (g)	T-Fat (g)	Tr-Fat ² (g)	Cholst (mg)	Carb (g)	Fiber (g)	Protn (g)	VIt-A (IU)	Calc ^m (mg)	Vit-C (mg)	Iron (mg)
990788 Pretzel Goldfish	1 bag	1	90	0.00	200	0	*N/A*	1.50	0.00	0	16.00	1.00	2.00	*N/A*	*N/A*	*N/A*	*N/A*
990770 Chilled Peaches	.75 C	1	99	0.00	0	20	*N/A*	0.00	0.00	0	23.77	1.98	1.98	*N/A*	17.8	*N/A*	0.00
Weighted Daily Average			189	0.00	200	20	0	1.50	0.00	0	39.77	2.98	3.98	*N/A*	*17.8	*N/A*	*0.00
% of Calories				0.00%		42.3%	0%	7.1%	0.0%		84.2%		8.4%				
Weekly Nutrient Guideline			550 - 650	<10	1110			<=0									

Monday - 04/01/2024

Reimbursable Meal Total 1

	Portion Size	Reimb Qty	Cals ¹ (kcal)	S-Fat ¹ (g)	Sodm ¹ (mg)	Total Sugars (g)	Added Sugars (g)	T-Fat (g)	Tr-Fat ² (g)	Cholst (mg)	Carb (g)	Fiber (g)	Protn (g)	VIt-A (IU)	Calc ^m (mg)	Vit-C (mg)	Iron (mg)
000990 Cheez-Its	1 each	1	100	1.00	150	0	*N/A*	3.50	0.00	5	14.00	1.00	2.00	500	100.0	0.00	0.72

Base Menu Spreadsheet

Portion Values

Mar 4, 2024 thru Apr 5, 2024

	Portion Size	Reimb Qty	Cals ¹ (kcal)	S-Fat ¹ (g)	Sodm ¹ (mg)	Total Sugars (g)	Added Sugars (g)	T-Fat (g)	Tr-Fat ² (g)	Cholst (mg)	Carb (g)	Fiber (g)	Protn (g)	VIt-A (IU)	Calcm (mg)	Vit-C (mg)	Iron (mg)
000415 Mozzarella Cheese Stick	1 each	1	81	3.04	192	*N/A*	*N/A*	5.06	0.00	15	0.00	0.00	7.09	202	202.5	0.00	0.00
Weighted Daily Average			181	4.04	342	*0	*0	8.56	0.00	20	14.00	1.00	9.09	702	302.5	0.00	0.72
% of Calories				20.09 %		*0%	*0%	42.6%	0.0%		30.9%		20.1%				
Weekly Nutrient Guideline			550 - 650	<10	1110			<=0									

Tuesday - 04/02/2024

Reimbursable Meal Total 1

	Portion Size	Reimb Qty	Cals ¹ (kcal)	S-Fat ¹ (g)	Sodm ¹ (mg)	Total Sugars (g)	Added Sugars (g)	T-Fat (g)	Tr-Fat ² (g)	Cholst (mg)	Carb (g)	Fiber (g)	Protn (g)	VIt-A (IU)	Calcm (mg)	Vit-C (mg)	Iron (mg)
990880 DOL granola	3 oz scoop	1	152	0.00	15	11	11	5.32	0.00	0	25.82	1.52	3.04	0	15.2	0.00	1.06
990703 Nonfat Yogurt	4 oz/1 each	1	90	0.00	53	14	*N/A*	0.00	0.00	0	19.00	0.00	3.00	0	290.0	0.41	0.00
Weighted Daily Average			242	0.00	68	25	11	5.32	0.00	0	44.82	1.52	6.04	0	305.2	0.41	1.06
% of Calories				0.00%		41.3%	18.2%	19.8%	0.0%		74.1%		10.0%				
Weekly Nutrient Guideline			550 - 650	<10	1110			<=0									

Wednesday - 04/03/2024

Reimbursable Meal Total 1

	Portion Size	Reimb Qty	Cals ¹ (kcal)	S-Fat ¹ (g)	Sodm ¹ (mg)	Total Sugars (g)	Added Sugars (g)	T-Fat (g)	Tr-Fat ² (g)	Cholst (mg)	Carb (g)	Fiber (g)	Protn (g)	VIt-A (IU)	Calcm (mg)	Vit-C (mg)	Iron (mg)
000989 Cinnamon Goldfish Graham	1 each	1	120	1.00	140	7	*N/A*	4.00	0.00	0	19.00	1.00	1.00	0	80.0	0.00	1.80

Base Menu Spreadsheet

Portion Values

Mar 4, 2024 thru Apr 5, 2024

	Portion Size	Reimb Qty	Cals ¹ (kcal)	S-Fat ¹ (g)	Sodm ¹ (mg)	Total Sugars (g)	Added Sugars (g)	T-Fat (g)	Tr-Fat ² (g)	Cholst (mg)	Carb (g)	Fiber (g)	Protn (g)	VIt-A (IU)	Calc ^m (mg)	Vit-C (mg)	Iron (mg)
990244 Chilled Applesauce	.75 C	1	81	0.02	4	*N/A*	*N/A*	0.19	*N/A*	0	21.74	2.12	0.33	56	7.7	1.93	0.44
Weighted Daily Average			201	1.02	144	*7	*0	4.19	*0.00	0	40.74	3.12	1.33	56	87.7	1.93	2.24
% of Calories				4.57%		*13.9%	*0%	18.8%	*0.0%		81.1%		2.6%				
Weekly Nutrient Guideline			550 - 650	<10	1110			<=0									

Thursday - 04/04/2024

Reimbursable Meal Total 1

	Portion Size	Reimb Qty	Cals ¹ (kcal)	S-Fat ¹ (g)	Sodm ¹ (mg)	Total Sugars (g)	Added Sugars (g)	T-Fat (g)	Tr-Fat ² (g)	Cholst (mg)	Carb (g)	Fiber (g)	Protn (g)	VIt-A (IU)	Calc ^m (mg)	Vit-C (mg)	Iron (mg)
990352 Cucumber Coins	.75 C	1	16	0.04	2	2	*N/A*	0.12	0.00	0	3.98	0.55	0.71	115	17.6	3.07	0.31
990441 Fat Free Ranch Dressing	1 packet	1	18	0.02	81	1	*N/A*	0.11	0.00	0	4.03	0.07	0.05	1	2.7	0.02	0.02
000415 Mozzarella Cheese Stick	1 each	1	81	3.04	192	*N/A*	*N/A*	5.06	0.00	15	0.00	0.00	7.09	202	202.5	0.00	0.00
Weighted Daily Average			115	3.10	276	*3	*0	5.29	0.00	15	8.01	0.62	7.85	319	222.8	3.09	0.33
% of Calories				24.26 %		*10.4%	*0%	41.4%	0.0%		27.9%		27.3%				
Weekly Nutrient Guideline			550 - 650	<10	1110			<=0									

Friday - 04/05/2024

Reimbursable Meal Total 1

	Portion Size	Reimb Qty	Cals ¹ (kcal)	S-Fat ¹ (g)	Sodm ¹ (mg)	Total Sugars (g)	Added Sugars (g)	T-Fat (g)	Tr-Fat ² (g)	Cholst (mg)	Carb (g)	Fiber (g)	Protn (g)	VIt-A (IU)	Calc ^m (mg)	Vit-C (mg)	Iron (mg)
000850 WG Cornbread Muffin - Small	1 each	1	150	0.50	90	9	*N/A*	5.00	0.00	15	23.00	1.00	3.00	0	20.0	0.00	0.72

Base Menu Spreadsheet

Portion Values

Mar 4, 2024 thru Apr 5, 2024

	Portion Size	Reimb Qty	Cals ¹ (kcal)	S-Fat ¹ (g)	Sodm ¹ (mg)	Total Sugars (g)	Added Sugars (g)	T-Fat (g)	Tr-Fat ² (g)	Cholst (mg)	Carb (g)	Fiber (g)	Protn (g)	VIt-A (IU)	CalcM (mg)	Vit-C (mg)	Iron (mg)
990326 Chilled Pineapple	.75 C	1	81	0.01	1	19	*N/A*	0.15	0.00	0	21.12	1.76	0.69	68	21.7	12.76	0.38
Weighted Daily Average			231	0.51	91	28	0	5.15	0.00	15	44.12	2.76	3.69	68	41.7	12.76	1.10
% of Calories				1.99%		48.5%	0%	20.1%	0.0%		76.4%		6.4%				
Weekly Nutrient Guideline			550 - 650	<10	1110			<=0									

	Cals ¹ (kcal)	S-Fat ¹ (g)	Sodm ¹ (mg)	Total Sugars (g)	Added Sugars (g)	T-Fat (g)	Tr-Fat ² (g)	Cholst (mg)	Carb (g)	Fiber (g)	Protn (g)	VIt-A (IU)	CalcM (mg)	Vit-C (mg)	Iron (mg)
Weighted Averages	197	1	185	*14	*2	5.40	*0.00	9	31.98	1.97	5.41	*428	*174.6	*11.77	*1.05
% of Calories		6.81%		*28.4%	*4.1%	24.7%	*0.0%		64.9%		11.0%				

N/A - denotes a nutrient that is either missing or incomplete for an individual ingredient

* - denotes combined nutrient totals with either missing or incomplete nutrient data

¹ - denotes required nutrient values

² - Trans Fat value is provided for informational purposes only, not for monitoring purposes.

NOTICE: The data contained within this report and the Mosaic® Menu Planning and Nutritional Analysis software should not be used for and does not provide menu planning for a child with a medical condition or food allergy. Ingredients and menu items are subject to change or substitution without notice. Please consult a medical professional for assistance in planning for or treating medical conditions.



In accordance with Federal civil rights law and U.S. Department of Agriculture (USDA) civil rights regulations and policies, the USDA, its Agencies, offices, and employees, and institutions participating in or administering USDA programs are prohibited from discriminating based on race, color, national origin, sex, disability, age, or reprisal or retaliation for prior civil rights activity in any program or activity conducted or funded by USDA.

Persons with disabilities who require alternative means of communication for program information (e.g. Braille, large print, audiotape, American Sign Language, etc.), should contact the Agency (State or local) where they applied for benefits. Individuals who are deaf, hard of hearing or have speech disabilities may contact USDA through the Federal Relay Service at (800) 877-8339. Additionally, program information may be made available in languages other than English.

To file a program complaint of discrimination, complete the [USDA Program Discrimination Complaint Form](#), (AD-3027) found online at: [How to File a Complaint](#), and at any USDA office, or write a letter addressed to USDA and provide in the letter all of the information requested in the form. To request a copy of the complaint form, call (866) 632-9992. Submit your completed form or letter to USDA by:

- (1) mail: U.S. Department of Agriculture
Office of the Assistant Secretary for Civil Rights
1400 Independence Avenue, SW
Washington, D.C. 20250-9410;
- (2) fax: (202) 690-7442;
- (3) email: program.intake@usda.gov.

This institution is an equal opportunity provider.